

DMPA-SC: High Level Market Sizing Country Profiles



August
2024



Outline

1. [Objective](#)
2. [Data Sources](#)
3. [Methodology](#)
4. [Analytic Framework](#)
5. [Assumptions](#)
6. [Summary](#)
7. [Country Profiles](#)
8. [Appendix: Data and Analysis Notes](#)


(Click to jump to a section)



Objective



Generate high-level market sizing estimates aimed at fostering discussions and decision-making regarding **potential opportunities** for the **introduction and/or scale up of DMPA-SC.**



Primary Audience: **USAID**

- These **estimates** can help USAID Missions discuss and decide whether there is **potential opportunity** to **support DMPA introduction or scale up.**
- This document is linked closely with ***FHM Engage's DMPA-SC Decision Tool.***

(link to tool when available)

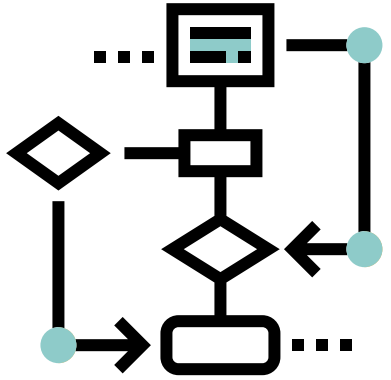


Data Sources

→ Most recent Demographic and Health Survey (DHS) containing all relevant variables

→ Population estimates: UN Demographic Yearbook matched to year of DHS survey

Methodology



- Focus on list of **USAID PRH priority countries**
- Use the **most recent DHS data** to estimate unmet need, injectable use, method switching
 - To be included in the analysis, the country must have had a **DHS in the past 10 years**
- **Apply estimates from DHS data to population** of women (ages 15-49) to get market size estimations
- Several **assumptions** are built into these estimates
 - **Interpretation** of the high-level market sizing results **should consider these assumptions**
- All high-level **estimates have been rounded**

Three groups of women to consider:

1

Those with an **unmet need** who may adopt **injectables**

2

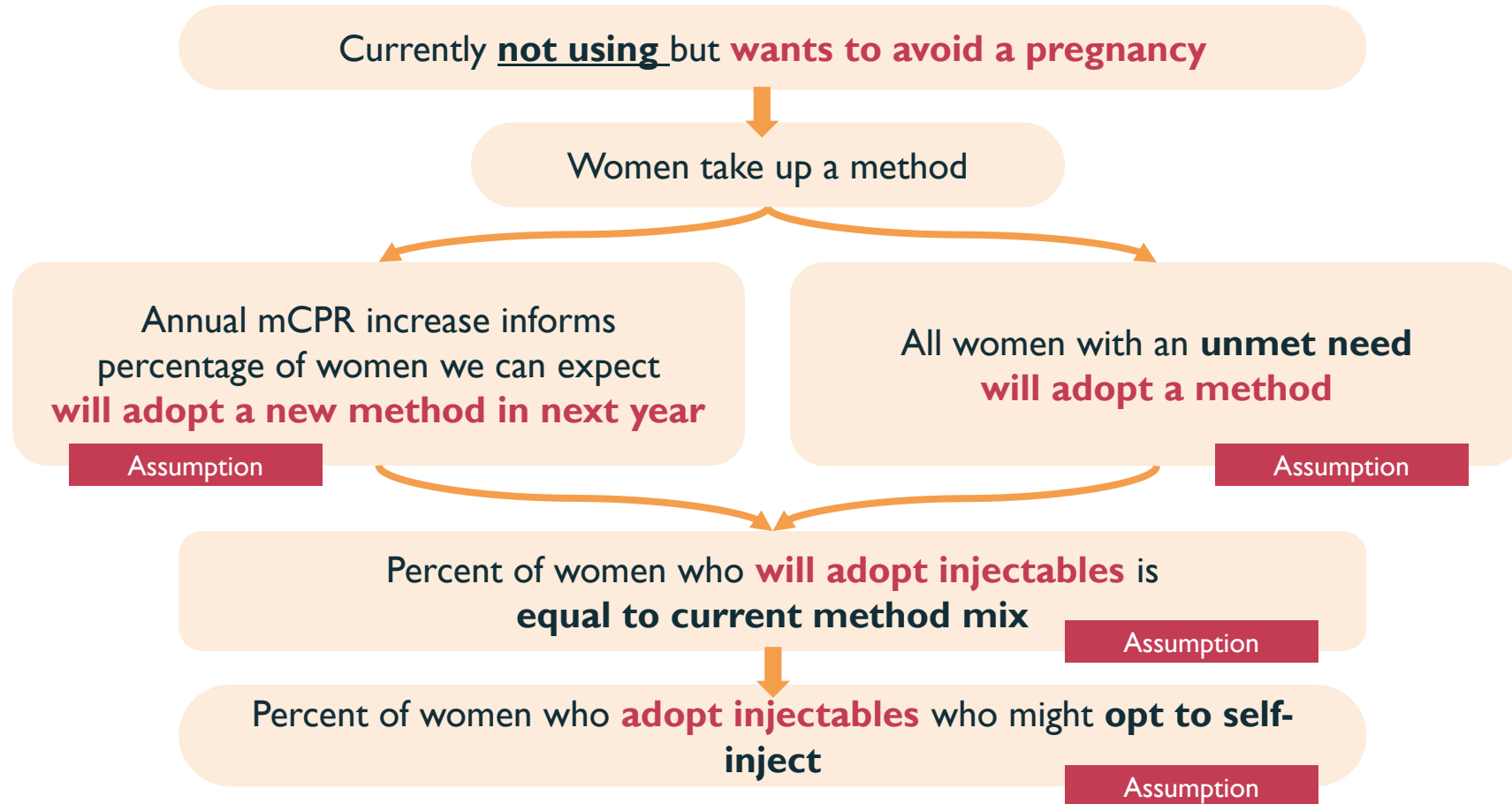
Those currently **using provider-administered injectables** who may switch to **DMPA-SC** and to **self-inject**

3

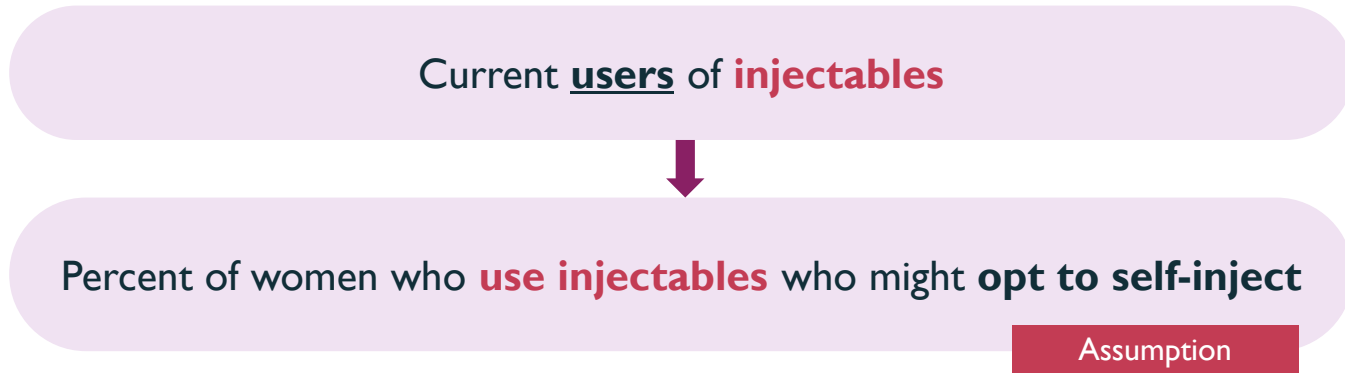
Those currently **using another method** who may switch to **injectables** and to **self-inject**



Those with an unmet need who may take up **DMPA-SC**

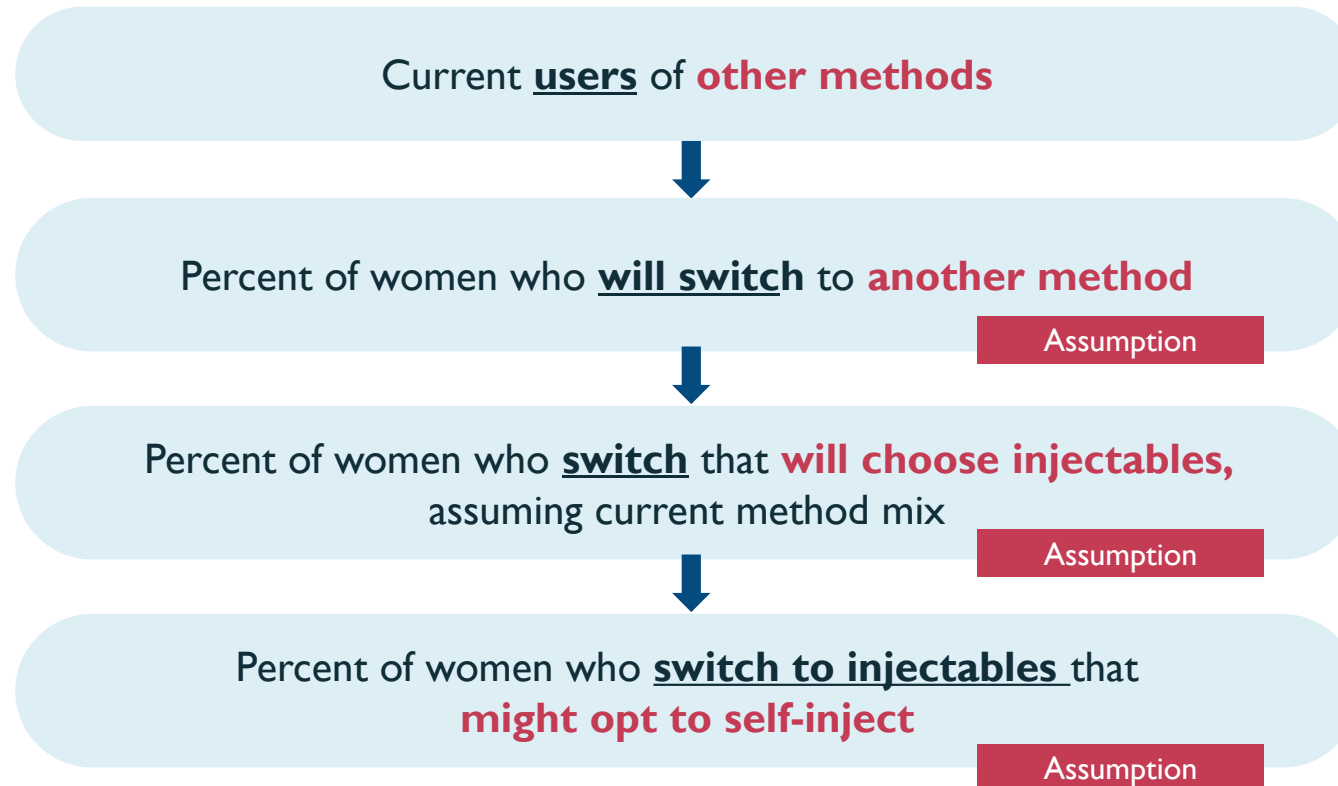


2 Those currently using provider-administered injectables who may switch to **DMPA-SC**



3

Those currently using other methods who may switch to DMPA-SC



Assumptions



Those with an **unmet need** who may adopt **injectables**

1. **Assumes two scenarios in which those not currently using contraception take up a method:**
 1. Number of non-users (for any reason) who become users annually is informed by the country's average annual mCPR increase between the current DHS and the second most recent DHS
 - a. This is a conservative estimate and a lower bound for potential users.
 2. Number of total non-users (for any reason) who become users is equal to the total number of women in need – aspirationally assumes all unmet need can be met (not time bound)
 - a. This is the upper bound for potential users and is important to consider as a goal, but it's realism should also be considered.
2. **Assumes that the proportion of new users who adopt injectables is equal to injectable share of method mix at time of survey**
3. **Assumes all potential injectable users are potential DMPA users**
4. **Assumes 10% of potential DMPA users would opt to self-inject**
 - a. This is increased to 15% in Malawi, Nigeria, and Uganda where intensive SI demand generation campaigns are in place

Assumptions

2

Those currently using provider-administered injectables who may switch to **DMPA** and to **self-inject**

1. **Assumes the proportion of women using injectables is equal to injectable share of method mix at time of survey (no projections)**
2. **Assumes all reported injectable use is provider administered**
 - a. In Kenya and Ghana, they do separate IM and DMPA use – this is noted in their country profiles – and on the small share of self-inject in most recent DHS
3. **Assumes all IM users are potential DMPA users**
4. **Assumes 10% of potential DMPA users would opt to self-inject**
 - a. This is increased to 15% in Malawi, Nigeria, and Uganda where intensive SI demand generation campaigns are in place

Assumptions

3

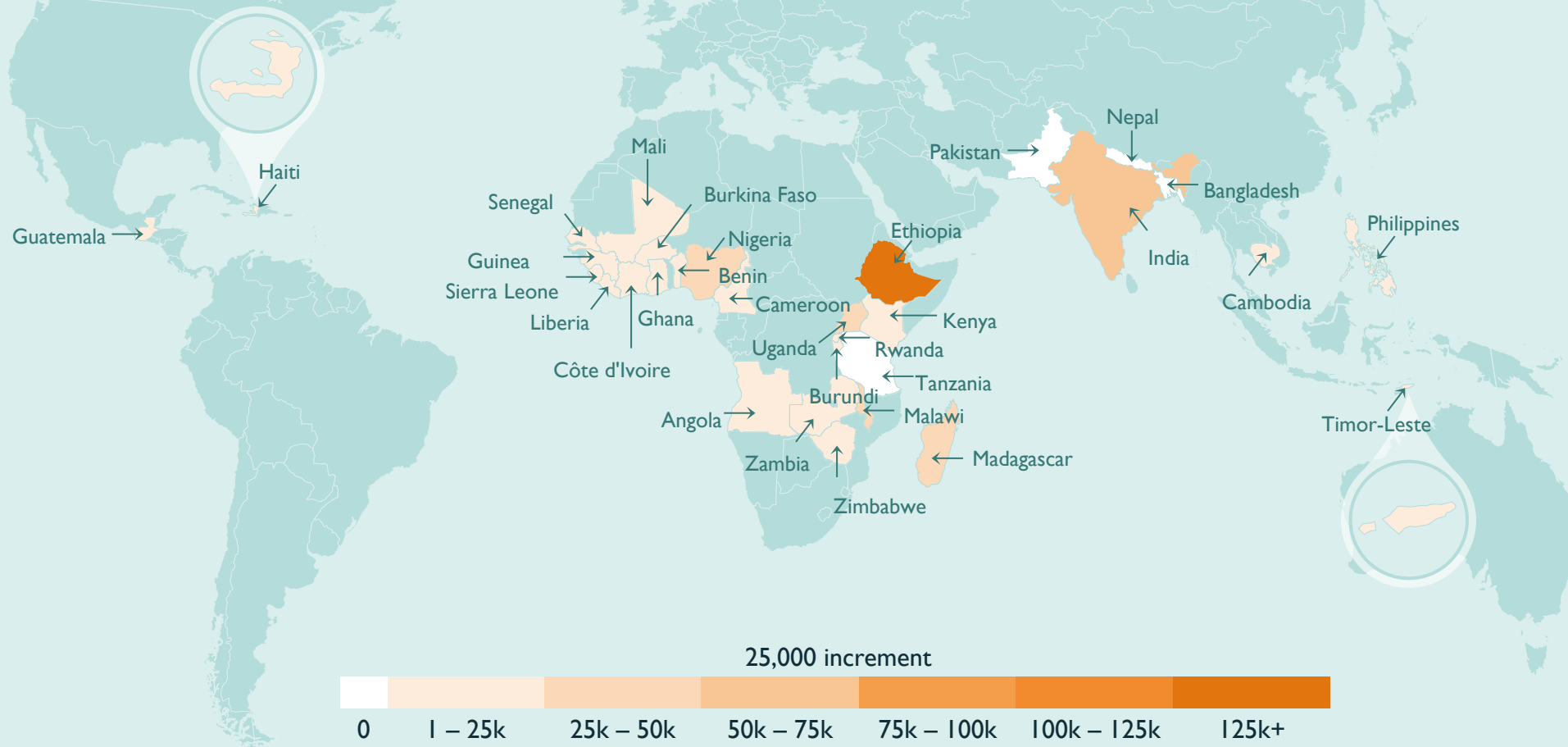
Those currently using another method who may switch to **injectables** and to **self-inject**

1. **Assumes a single annual switching rate included in DHS report, not method specific**
2. **Assumes that, among the percent of women who will switch methods in a year, will switch to injectables proportional to injectable share of method mix at time of survey**
3. **Assumes all potential injectable users are potential DMPA users**
4. **Assumes 10% of potential DMPA users would opt to self-inject**
 - a. This is increased to 15% in Malawi, Nigeria, and Uganda where intensive SI demand generation campaigns are in place

Summary

Those with an unmet need who might take up injectables (annual)

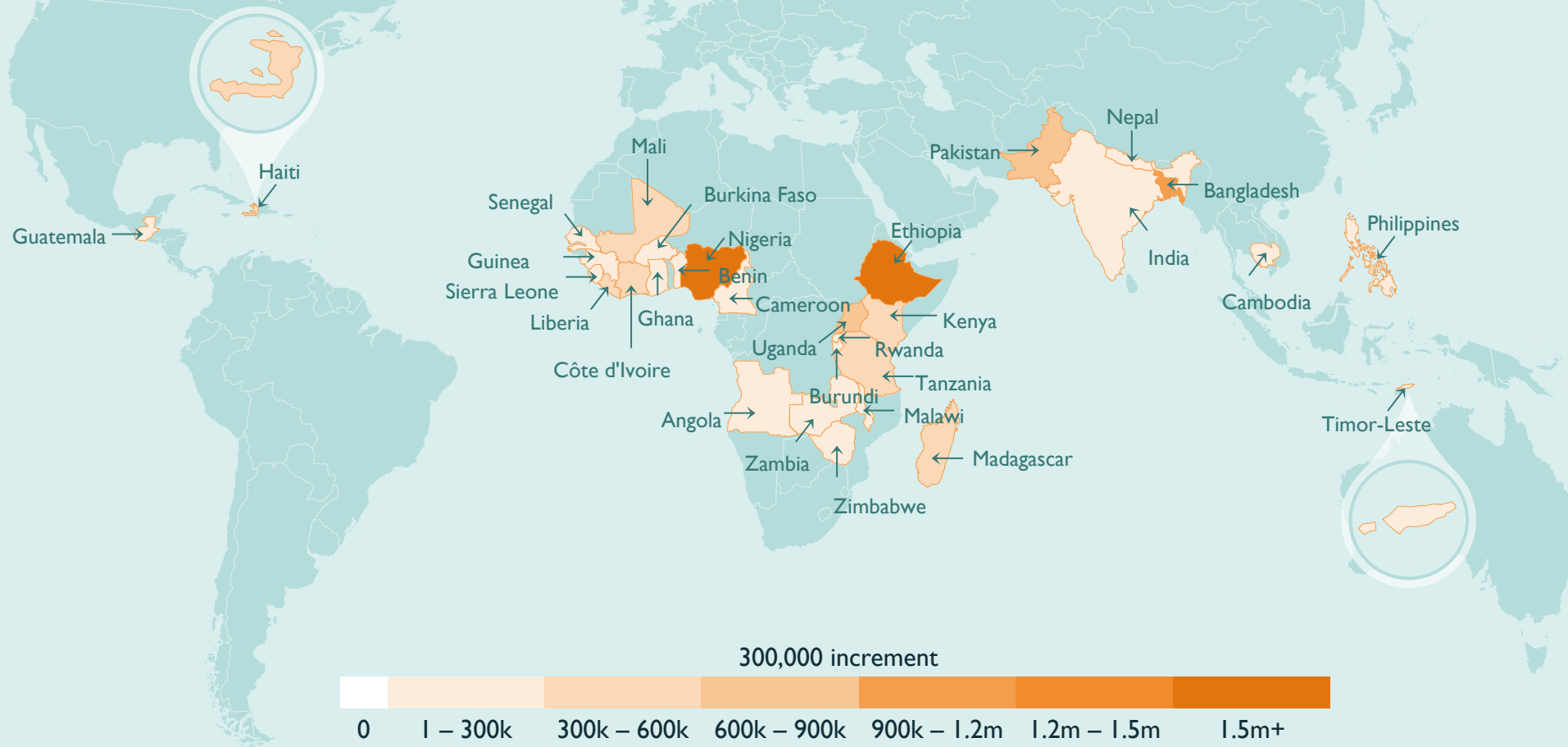
Ia. average mCPR growth assumption



Angola	1,100
Bangladesh	0
Benin	2,700
Burkina Faso	15,200
Burundi	5,900
Cambodia	3,600
Cameroon	1,200
Côte d'Ivoire	7,300
Ethiopia	175,100
Ghana	15,600
Guatemala	10,000
Guinea	4,000
Haiti	1,300
India	75,300
Kenya	10,800
Liberia	10,200
Madagascar	29,700
Malawi	46,000
Mali	17,300
Nepal	0
Nigeria	27,200
Pakistan	0
Philippines	5,500
Rwanda	12,600
Senegal	7,700
Sierra Leone	6,100
Tanzania	0
Timor-Leste	400
Uganda	47,100
Zambia	9,600
Zimbabwe	7,800
TOTAL	8,732,700

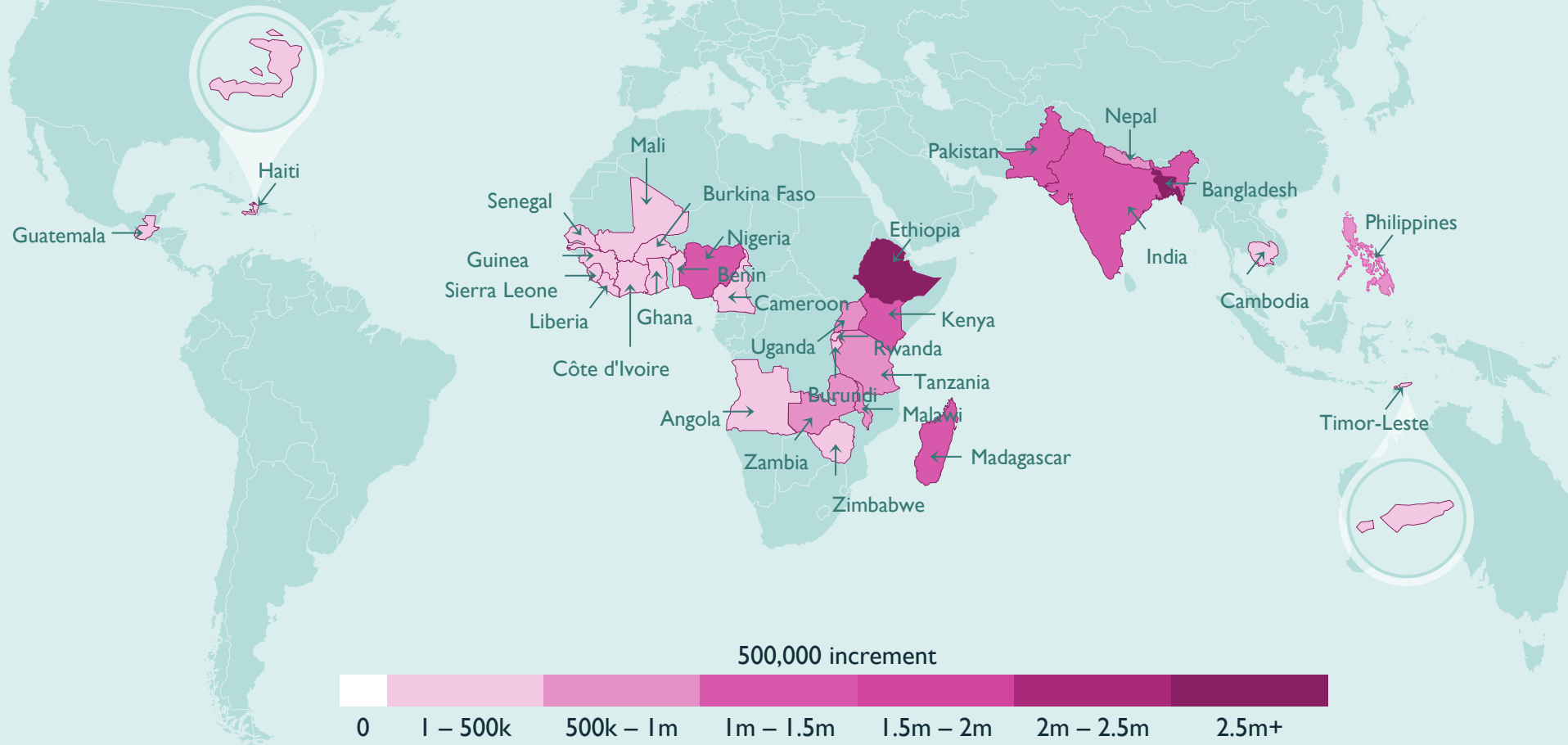
Those with an unmet need who might take up injectables (total)

Ib. meeting all unmet need assumption



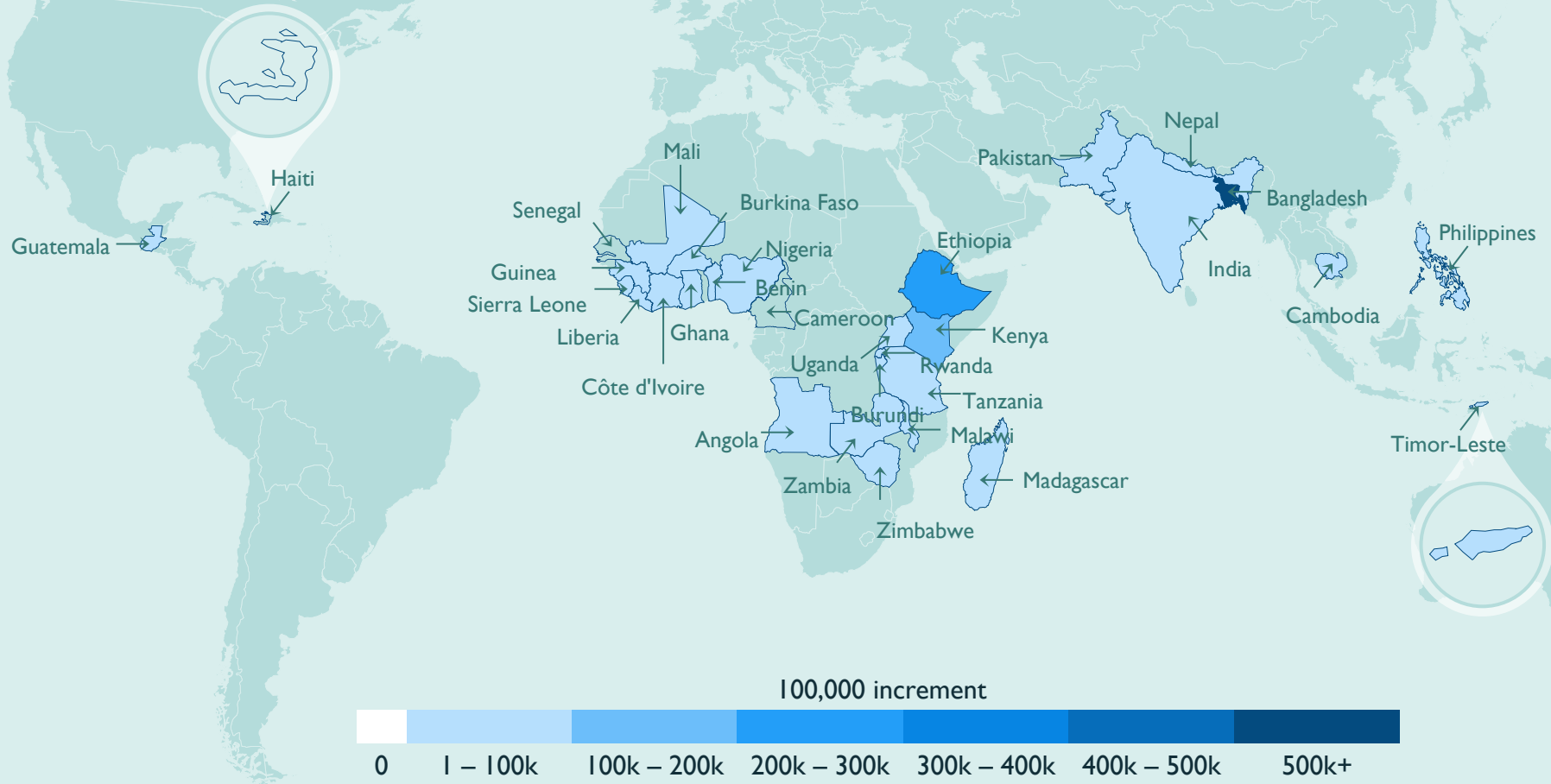
Angola	192,500
Bangladesh	1,036,000
Benin	128,000
Burkina Faso	163,000
Burundi	206,000
Cambodia	50,000
Cameroon	223,000
Côte d'Ivoire	302,500
Ethiopia	2,294,000
Ghana	292,300
Guatemala	117,000
Guinea	89,000
Haiti	421,800
India	246,700
Kenya	358,800
Liberia	338,500
Madagascar	408,400
Malawi	289,600
Mali	330,400
Nepal	281,400
Nigeria	1,890,100
Pakistan	824,300
Philippines	240,200
Rwanda	69,000
Senegal	162,600
Sierra Leone	196,000
Tanzania	472,600
Timor-Leste	21,000
Uganda	797,400
Zambia	282,800
Zimbabwe	42,700
TOTAL	12,718,100

Current users of injectables (total)



Angola	66,000
Bangladesh	4,500,000
Benin	50,000
Burkina Faso	332,000
Burundi	160,000
Cambodia	192,000
Cameroon	167,000
Côte d'Ivoire	260,000
Ethiopia	3,651,000
Ghana	369,700
Guatemala	409,400
Guinea	51,000
Haiti	346,000
India	1,479,000
Kenya	1,436,000
Liberia	286,600
Madagascar	1,098,000
Malawi	862,000
Mali	227,300
Nepal	577,100
Nigeria	1,200,800
Pakistan	1,190,800
Philippines	771,100
Rwanda	264,400
Senegal	190,200
Sierra Leone	197,500
Tanzania	678,700
Timor-Leste	20,000
Uganda	991,200
Zambia	620,800
Zimbabwe	251,200
TOTAL	29,091,100

Current users of other methods that may switch to injectables (annually)



Angola	2,100
Bangladesh	673,000
Benin	1,300
Burkina Faso	11,400
Burundi	7,400
Cambodia	12,500
Cameroon	N/A
Côte d'Ivoire	9,000
Ethiopia	212,000
Ghana	23,800
Guatemala	30,000
Guinea	1,200
Haiti	N/A
India	97,700
Kenya	118,600
Liberia	5,000
Madagascar	86,500
Malawi	46,200
Mali	4,400
Nepal	44,000
Nigeria	58,900
Pakistan	40,500
Philippines	77,000
Rwanda	23,600
Senegal	N/A
Sierra Leone	3,400
Tanzania	24,400
Timor-Leste	480
Uganda	50,300
Zambia	44,500
Zimbabwe	16,300
TOTAL	1,725,480

[Go back to Outline](#)

DMPA: High Level Market Sizing Summary Table (Page 1 of 3)

	ANGOLA	BANGLADESH	BENIN	BURKINA FASO	BURUNDI	CAMBODIA	CAMEROON	CÔTE D'IVOIRE	ETHIOPIA	GHANA
Number of women of reproductive age, 15-49	6,798,261	44,253,548	2,953,304	5,274,958	2,387,894,	4,553,498	6,166,999	7,407,672	23,997,560	7,118,925
UNMET NEED	606,000	5,000,000	750,000	662,000	409,000	371,000	997,000	1,260,000	3,553,000	1,061,000
IA. UNMET NEED - mCPR ASSUMPTION										
A1. Those with an unmet need who might take up injectables	1,100	0	2,700	15,200	5,900	3,600	1,200	7,300	175,100	15,600
A2. Those who might opt to self-inject	110	0	270	1520	590	360	120	730	17510	1560
IB. UNMET NEED - ALL NEED MET ASSUMPTION										
B1. Those with an unmet need who might take up injectables	192,500	1,036,000	128,000	163,000	206,000	50,000	223,000	302,500	2,294,000	292,300
B2. Those who might opt to self-inject	19,250	103,600	12,800	16,300	20,600	5,000	22,300	30,300	229,400	29,300
2. CURRENT INJECTABLE USERS										
2A. Current injectable users	66,000	4,500,000	50,000	332,000	160,000	192,000	167,000	260,000	3,651,000	*369,700
2B. Current injectable users who might opt to self-inject	660	450,000	5,000	33,200	16,000	19,200	16,700	26,000	365,100	37,000
3. CURRENT USERS OF OTHER METHODS										
3A. Current users of other methods who might switch to injectables	2,100	673,000	1,300	11,400	7,400	12,500	N/A	9,000	212,000	23,800
3B. Those who might opt to self-inject	210	67,300	130	1,140	740	1,250	N/A	900	21,200	2,400

*68% DMPA SC

DMPA: High Level Market Sizing Summary Table (Page 2 of 3)

	GUATEMALA	GUINEA	HAITI	INDIA	KENYA	LIBERIA	MADAGASCAR	MALAWI	MALI	MALI
Number of women of reproductive age, 15-49	4,103,401	2,882,949	3,059,857	362,865,000	12,094,359	2,409,920	5,830,480	4,267,788	4,435,639	4,435,639
UNMET NEED	351,000	496,000	736,000	24,700,000	1,053,000	575,000	655,000	578,000	951,000	951,000
IA. UNMET NEED - mCPR ASSUMPTION										
A1. Those with an unmet need who might take up injectables	10,000	4,000	1,300	75,300	10,800	10,200	29,700	46,000	17,300	17,300
A2. Those who might opt to self-inject	1000	400	130	7530	1620	1020	2970	4600	1730	1730
IB. UNMET NEED - ALL NEED MET ASSUMPTION										
B1. Those with an unmet need who might take up injectables	117,000	89,000	421,800	246,700	358,800	338,500	408,400	289,600	330,400	330,400
B2. Those who might opt to self-inject	11,700	8,900	42,200	24,700	53,800	33,800	40,800	29,000	33,000	33,000
2. CURRENT INJECTABLE USERS										
2A. Current injectable users	409,400	51,000	346,000	1,479,000	*1,436,000	286,600	1,098,000	862,000	227,300	227,300
2B. Current injectable users who might opt to self-inject	40,900	5,100	34,600	148,000	215,400	28,600	109,800	86,200	22,700	22,700
3. CURRENT USERS OF OTHER METHODS										
3A. Current users of other methods who might switch to injectables	30,000	1,200	N/A	97,700	118,600	5,000	86,500	46,200	4,400	4,400
3B. Those who might opt to self-inject	3,000	120	N/A	9,800	17,800	500	8,700	4,600	440	440

*10% DMPA SC

DMPA: High Level Market Sizing Summary Table (Page 3 of 3)

	NEPAL	NIGERIA	PAKISTAN	PHILIPPINES	RWANDA	SENEGAL	SIERRA LEONE	TANZANIA	TIMOR-LESTE	UGANDA	ZAMBIA
Number of women of reproductive age, 15-49	8,232,181	51,988,89	49,787,381	27,909,289	3,252,280	3,506,924	2,361,301	11,250,013	278,900	8,108,918	4,005,150
UNMET NEED	1,293,000	7,742,000	8,252,000	2,118,000	258,000	504,000	465,000	1,695,000	44,000	1,517,000	535,000
IA. UNMET NEED – mCPR ASSUMPTION											
A1. Those with an unmet need who might take up injectables	0	27,200	0	5,500	12,600	7,700	6,100	0	400	47,100	9,600
A2. Those who might opt to self-inject	0	4080	0	550	1260	770	610	0	40	7065	960
IB. UNMET NEED - ALL NEED MET ASSUMPTION											
B1. Those with an unmet need who might take up injectables	281,400	1,890,100	824,300	240,200	69,000	162,600	196,000	472,600	21,000	797,400	282,800
B2. Those who might opt to self-inject	28,100	238,500	82,400	24,000	6,900	16,300	1,960	47,300	2,100	119,600	28,300
2. CURRENT INJECTABLE USERS											
2A. Current injectable users	577,100	1,200,800	1,190,800	771,100	264,400	190,200	197,500	678,700	20,000	991,200	620,800
2B. Current injectable users who might opt to self-inject	57,800	180,100	119,100	77,100	26,400	19,000	19,750	67,900	2,000	148,700	62,100
3. CURRENT USERS OF OTHER METHODS											
3A. Current users of other methods who might switch to injectables	44,000	58,900	40,500	77,000	23,600	N/A	3,400	24,400	480	50,300	44,500
3B. Those who might opt to self-inject	4,400	8,800	4,100	7,700	2,400	N/A	340	2,400	50	7,600	4,500

Country Profiles

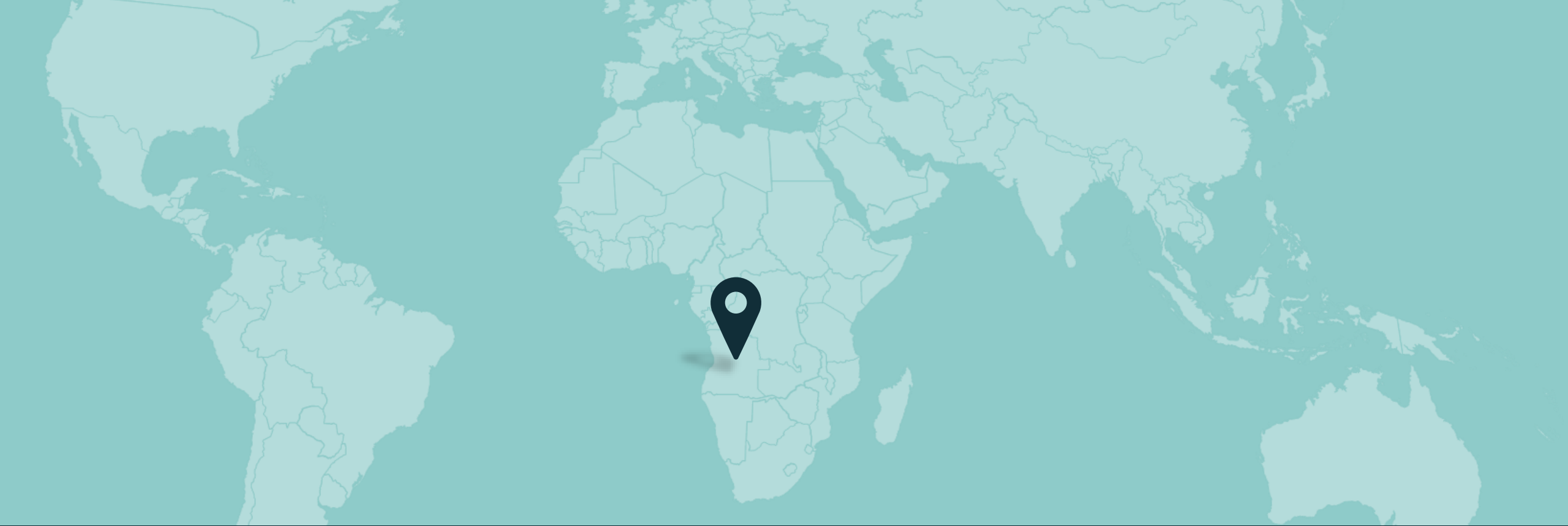
Country Profiles

31 countries across the globe



- [Angola](#)
- [Bangladesh](#)
- [Benin](#)
- [Burkina Faso](#)
- [Burundi](#)
- [Cambodia](#)
- [Cameroon](#)
- [Côte d'Ivoire](#)
- [Ethiopia](#)
- [Ghana](#)
- [Guatemala](#)
- [Guinea](#)
- [Haiti](#)
- [India](#)
- [Kenya](#)
- [Liberia](#)
- [Madagascar](#)
- [Malawi](#)
- [Mali](#)
- [Nepal](#)
- [Nigeria](#)
- [Pakistan](#)
- [Philippines](#)
- [Rwanda](#)
- [Senegal](#)
- [Sierra Leone](#)
- [Tanzania](#)
- [Timor-Leste](#)
- [Uganda](#)
- [Zambia](#)
- [Zimbabwe](#)

(Click on country name
to jump to profile)



ANGOLA





Profile Overview

ANGOLA

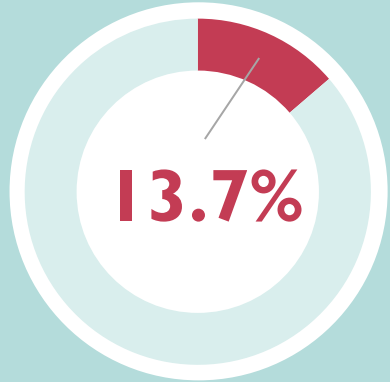
Number of **women** of reproductive age, 15-49



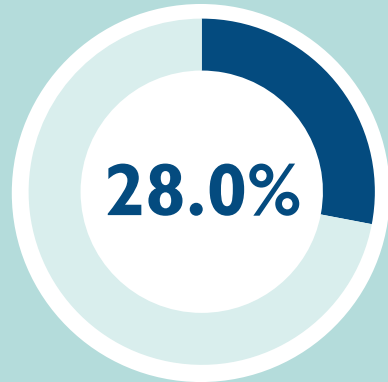
6,800,000



Modern contraceptive prevalence (mCPR)



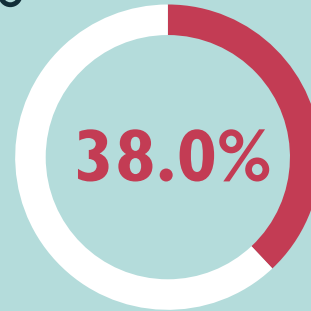
married women



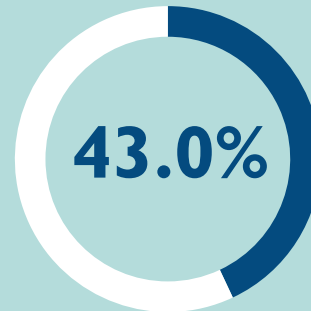
unmarried, sexually active women



Unmet need




married women



unmarried, sexually active women

Percent of users sourcing their contraceptive method from the private sector:



married women

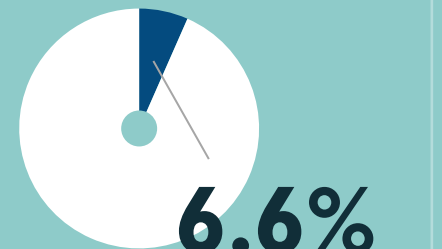


unmarried, sexually active women

Percent of current contraceptive users that are using injectables:



married women



unmarried, sexually active women



High Level Market Sizing

ANGOLA

UNMET NEED

women age, 15-49



606,000



1

a Those with an unmet need who may adopt injectables

3,400

women per year

Those who may opt to self-inject

340

women per year

Average annual mCPR increase



Meeting all unmet need

b

143,000

women if all need is met

14,300

women if all need is met

2

Current users of injectables

66,000

women

Those who may opt to self-inject

6,600

women

3

Current users of other methods who may switch to injectables

2,100

women per year

Those who may opt to self-inject

210

women per year



High Level Market Sizing by Sector

ANGOLA

Source: **PRIVATE SECTOR** current injectable users



11.7%



1

Those with an unmet need who may adopt injectables

– 3,400

women per year

PRIVATE SECTOR

– 400

PUBLIC SECTOR

– 3,000

women per year

Average annual mCPR increase



Meeting all unmet need

a

– 143,000

women if all need is met

PRIVATE SECTOR

– 16,700

PUBLIC SECTOR

– 126,300

women per year

2

Current users of injectables

– 66,000

women

PRIVATE SECTOR

– 7,700

PUBLIC SECTOR

– 58,300

women

3

Current users of other methods who may switch to injectables

– 2,100

women per year

PRIVATE SECTOR

– 245

PUBLIC SECTOR


– 1,855

women per year



BANGLADESH





Profile Overview

BANGLADESH

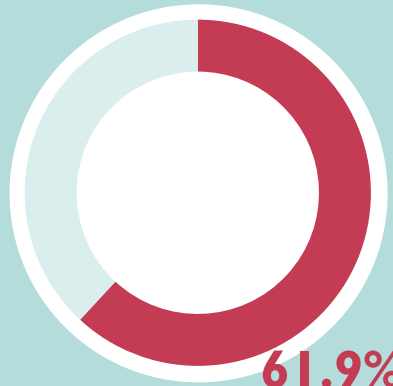
Number of **women** of reproductive age, 15-49



44,254,000



Modern contraceptive prevalence (**mCPR**)



married women

unmarried, sexually active women



Unmet need





married women

N/A

unmarried, sexually active women

Percent of users sourcing their contraceptive method from the **private sector**:

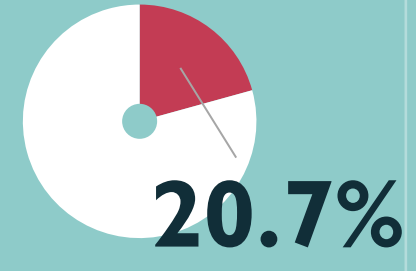


married women

N/A

unmarried, sexually active women


Percent of current contraceptive users that are using **injectables**:



married women

N/A

unmarried, sexually active women



High Level Market Sizing

BANGLADESH

UNMET NEED

women age, 15-49



5,000,000



1

a Those with an unmet need who may adopt injectables

0

women per year

Those who may opt to self-inject

0

women per year

Average annual mCPR increase



Meeting all unmet need

b

1,036,000

women if all need is met

103,600

women if all need is met

2

Current users of injectables

4.5m

women

Those who may opt to self-inject

450,000

women

3

Current users of other methods who may switch to injectables


673,000

women per year

Those who may opt to self-inject

67,300

women per year



High Level Market Sizing by Sector

BANGLADESH

Source: **PRIVATE SECTOR** current injectable users



39.5%



1

Those with an unmet need who may adopt injectables

— 0

women per year

PRIVATE SECTOR

— 0

PUBLIC SECTOR

— 0

women per year

a

b

— 1,036,000

women if all need is met

PRIVATE SECTOR

— 409,000

PUBLIC SECTOR

— 627,000

women per year

Average annual mCPR increase



Meeting all unmet need

2

Current users of injectables

— 4,500,000

women

PRIVATE SECTOR

— 1,777,500

PUBLIC SECTOR

— 2,722,500

women

3

Current users of other methods who may switch to injectables

— 673,000

women per year

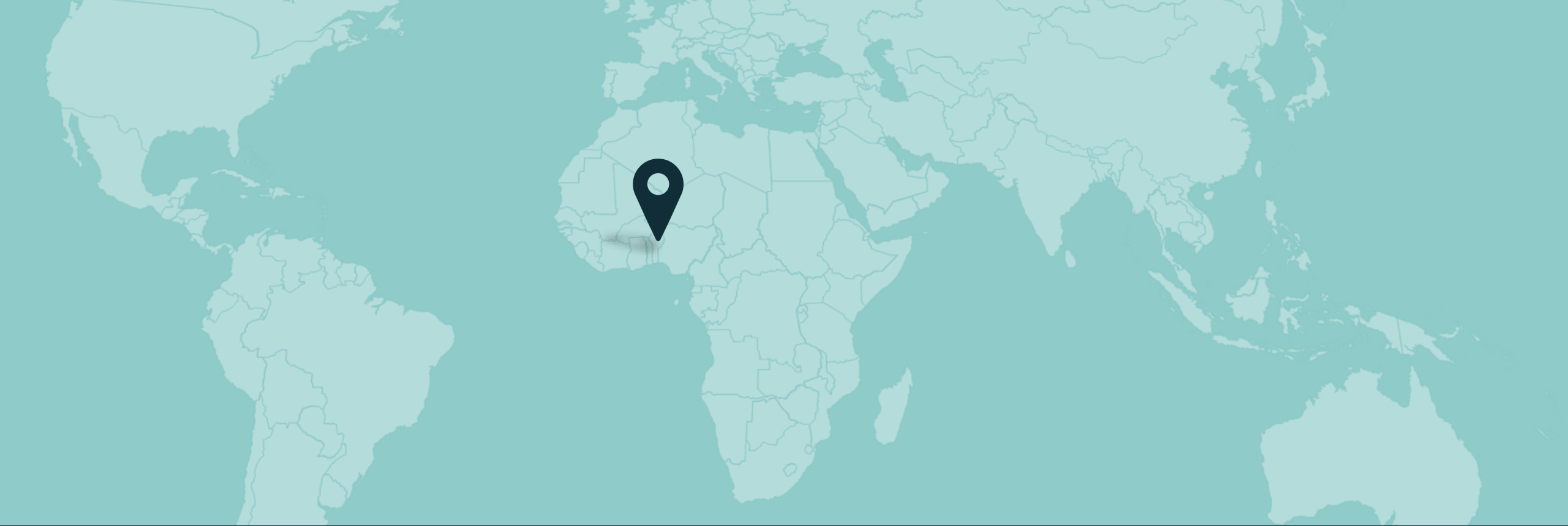
PRIVATE SECTOR

— 266,000

PUBLIC SECTOR

— 407,000

women per year



BENIN





Profile Overview

BENIN

Number of **women** of reproductive age, 15-49



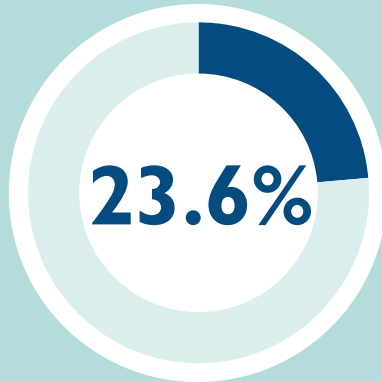
2,953,000



Modern contraceptive prevalence (**mCPR**)



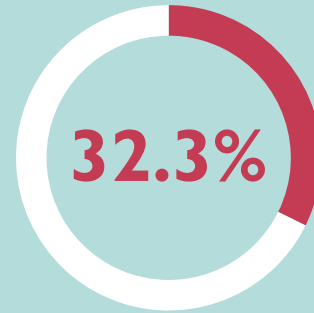
married women



unmarried, sexually active women



Unmet need





married women




unmarried, sexually active women

Percent of users sourcing their contraceptive method from the **private sector**:

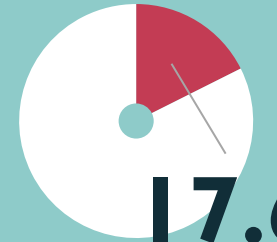


married women

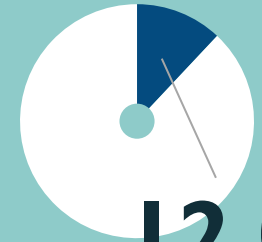


unmarried, sexually active women

Percent of current contraceptive users that are using **injectables**:



married women



unmarried, sexually active women



High Level Market Sizing

BENIN

UNMET NEED

women age, 15-49



750,000



1

Those with an unmet need who may adopt injectables

2,700

women per year

Those who may opt to self-inject

270

women per year

Average annual mCPR increase



Meeting all unmet need

128,000

women if all need is met

12,800

women if all need is met

2

Current users of injectables

50,000

women

Those who may opt to self-inject

5,000

women

3

Current users of other methods who may switch to injectables

1,300

women per year

Those who may opt to self-inject

130

women per year

High Level Market Sizing by Sector

BENIN

Source: **PRIVATE SECTOR** current injectable users



15.8%



1

Those with an unmet need who may adopt injectables

– 2,700

women per year

PRIVATE SECTOR

– 420

PUBLIC SECTOR

– 2,280

women per year

Average annual mCPR increase



Meeting all unmet need

– 128,000

women if all need is met

PRIVATE SECTOR

– 20,200

PUBLIC SECTOR

– 107,800

women per year

2

Current users of injectables

– 50,000

women

PRIVATE SECTOR

– 7,900

PUBLIC SECTOR

– 42,100

women

3

Current users of other methods who may switch to injectables

– 1,300

women per year

PRIVATE SECTOR

– 205

PUBLIC SECTOR

– 1,095

women per year



BURKINA FASO





Profile Overview

BURKINA FASO

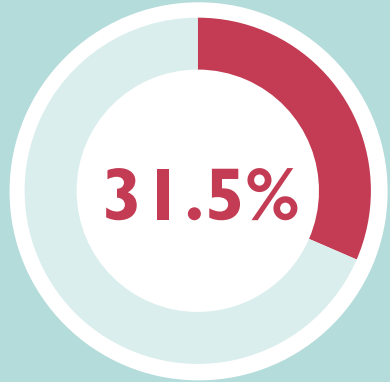
Number of **women** of reproductive age, 15-49



5,275,000



Modern contraceptive prevalence (**mCPR**)



married women



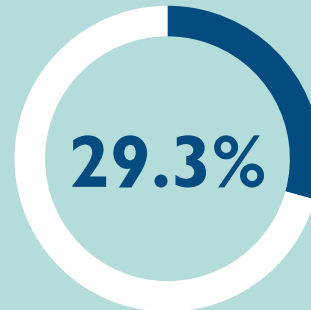
unmarried, sexually active women



Unmet need





married women

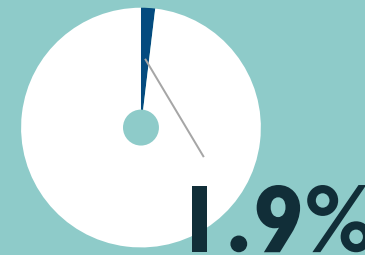


unmarried, sexually active women

Percent of users sourcing their contraceptive method from the **private sector**:




married women

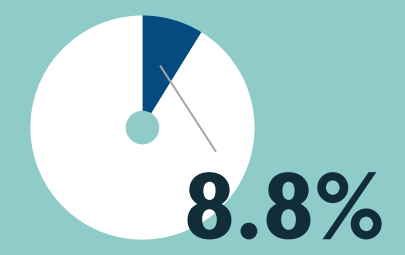


unmarried, sexually active women

Percent of current contraceptive users that are using **injectables**:



married women



unmarried, sexually active women



High Level Market Sizing

BURKINA FASO

UNMET NEED

women age, 15-49



662,000

1

a Those with an unmet need who may adopt injectables

57,800

women per year

Those who may opt to self-inject

5,780

women per year

Average annual mCPR increase



Meeting all unmet need

b

163,000

women if all need is met

16,300

women if all need is met



2

Current users of injectables

332,000

women

Those who may opt to self-inject

33,200

women

3

Current users of other methods who may switch to injectables

11,400

women per year

Those who may opt to self-inject

1,140

women per year



High Level Market Sizing by Sector

BURKINA FASO

Source: **PRIVATE SECTOR** current injectable users



1.6%



1

a Those with an unmet need who may adopt injectables

– 57,800

women per year

PRIVATE SECTOR

– 925

PUBLIC SECTOR

– 56,875

women per year

Average annual mCPR increase



Meeting all unmet need

b

– 163,000

women if all need is met

PRIVATE SECTOR

– 2,600

PUBLIC SECTOR

– 160,400

women per year

2

Current users of injectables

– 332,000

women

PRIVATE SECTOR

– 5,300

PUBLIC SECTOR

– 326,700

women

3

Current users of other methods who may switch to injectables

– 11,400

women per year

PRIVATE SECTOR

– 200


PUBLIC SECTOR


– 11,200

women per year



BURUNDI





Profile Overview

BURUNDI

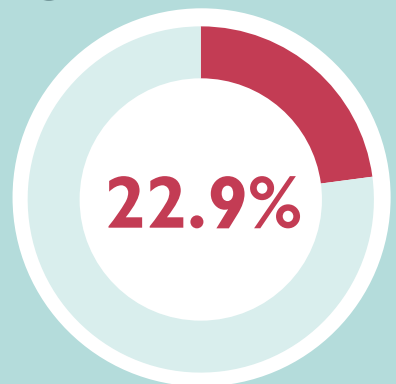
Number of **women** of reproductive age, 15-49



2,390,000



Modern contraceptive prevalence (**mCPR**)



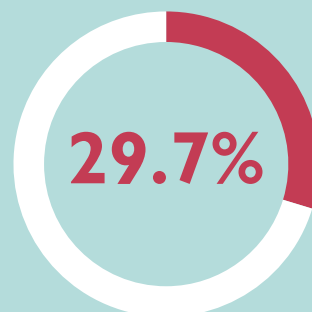
married women



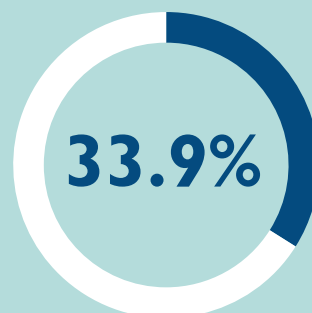
unmarried, sexually active women



Unmet need



married women

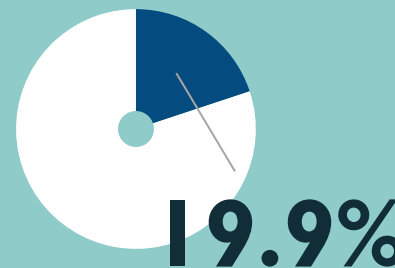


unmarried, sexually active women

Percent of users sourcing their contraceptive method from the **private sector**:

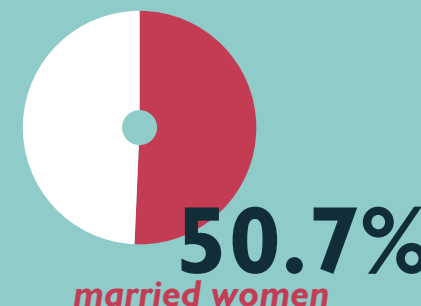


married women

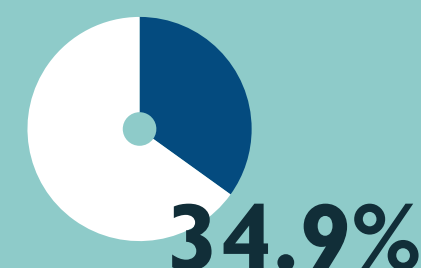


unmarried, sexually active women


Percent of current contraceptive users that are using **injectables**:



married women



unmarried, sexually active women



High Level Market Sizing

BURUNDI

UNMET NEED

women age, 15-49



409,000



1

a Those with an unmet need who may adopt injectables

12,000
women per year

Those who may opt to self-inject

1,200
women per year

Average annual mCPR increase



Meeting all unmet need

b

206,000
women if all need is met

20,600
women if all need is met

2

Current users of injectables

160,000
women

Those who may opt to self-inject

16,000
women


3

Current users of other methods who may switch to injectables

7,400
women per year

Those who may opt to self-inject

740
women per year



High Level Market Sizing by Sector

BURUNDI

Source: **PRIVATE SECTOR** current injectable users



5.0%



1

Those with an unmet need who may adopt injectables

– 12,000

women per year

PRIVATE SECTOR

– 600

PUBLIC SECTOR

– 11,400

women per year

Average annual mCPR increase



Meeting all unmet need

a

b

– 206,000

women if all need is met

PRIVATE SECTOR

– 10,300

PUBLIC SECTOR

– 195,700

women per year

2

Current users of injectables

– 160,000

women

PRIVATE SECTOR

– 8,000

PUBLIC SECTOR

– 152,000

women

3

Current users of other methods who may switch to injectables

– 7,400

women per year

PRIVATE SECTOR

– 400


PUBLIC SECTOR

– 7,000

women per year



CAMBODIA





Profile Overview

CAMBODIA

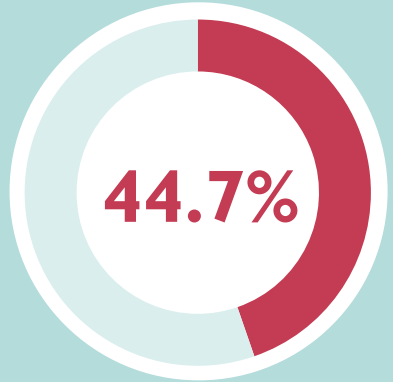
Number of **women** of reproductive age, 15-49



4,554,000



Modern contraceptive prevalence (**mCPR**)



married women



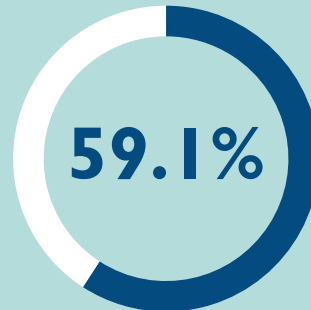
unmarried, sexually active women



Unmet need





married women




unmarried, sexually active women

Percent of users sourcing their contraceptive method from the **private sector**:

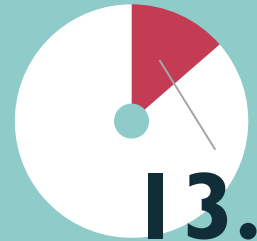


married women

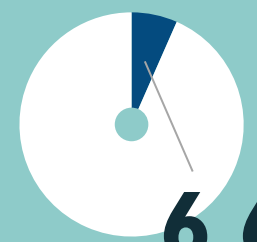


unmarried, sexually active women

Percent of current contraceptive users that are using **injectables**:



married women



unmarried, sexually active women



High Level Market Sizing

CAMBODIA

UNMET NEED

women age, 15-49



371,000



1

a Those with an unmet need who may adopt injectables

27,000

women per year

Those who may opt to self-inject

2,700

women per year

Average annual mCPR increase



Meeting all unmet need

b

50,000

women if all need is met

5,000

women if all need is met

2

Current users of injectables

192,000

women

Those who may opt to self-inject

19,200

women

3

Current users of other methods who may switch to injectables

12,500

women per year

Those who may opt to self-inject

1,250

women per year



High Level Market Sizing by Sector

CAMBODIA

Source: **PRIVATE SECTOR** current injectable users



28.1%



1

Those with an unmet need who may adopt injectables

– 27,000

women per year

PRIVATE SECTOR

– 7,600

PUBLIC SECTOR

– 19,400

women per year

Average annual mCPR increase



Meeting all unmet need

a

b

– 50,000

women if all need is met

PRIVATE SECTOR

– 14,000

PUBLIC SECTOR

– 36,000

women per year

2

Current users of injectables

– 192,000

women

PRIVATE SECTOR

– 54,000

PUBLIC SECTOR

– 138,000

women

3

Current users of other methods who may switch to injectables

– 12,500

women per year

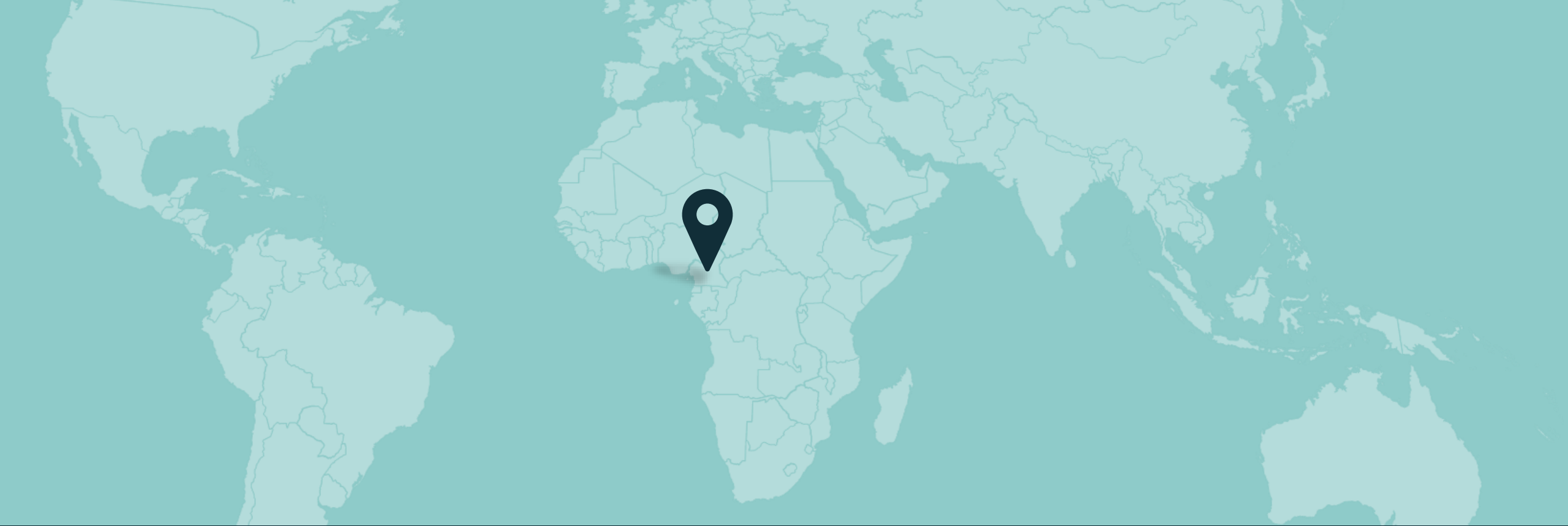
PRIVATE SECTOR

– 3,500

PUBLIC SECTOR

– 9,000

women per year



CAMEROON





Profile Overview

CAMEROON

Number of **women** of reproductive age, 15-49



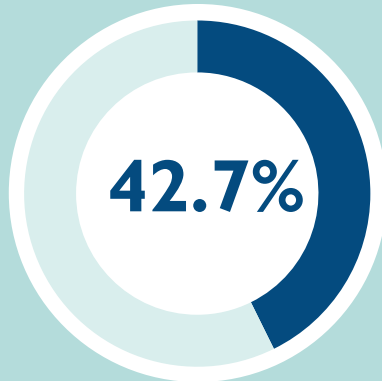
6,167,000



Modern contraceptive prevalence (**mCPR**)



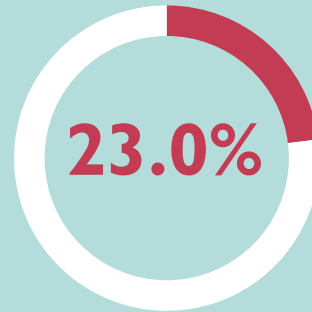
married women



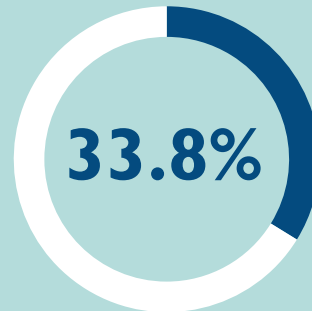
unmarried, sexually active women



Unmet need




married women




unmarried, sexually active women

Percent of users sourcing their contraceptive method from the **private sector**:



married women

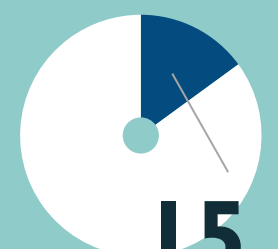


unmarried, sexually active women

Percent of current contraceptive users that are using **injectables**:



married women



unmarried, sexually active women



High Level Market Sizing

CAMEROON

UNMET NEED

women age, 15-49



997,000



1

a Those with an unmet need who may adopt injectables

5,000

women per year

Those who may opt to self-inject

500

women per year

Average annual mCPR increase



Meeting all unmet need

b

223,000

women if all need is met

22,300

women if all need is met

2

Current users of injectables

167,000

women

Those who may opt to self-inject

16,700

women

3

Current users of other methods who may switch to injectables

N/A

women per year

Those who may opt to self-inject

N/A

women per year



High Level Market Sizing by Sector

CAMEROON

Source: **PRIVATE SECTOR** current injectable users



32.5%



1

Those with an unmet need who may adopt injectables

– 5,000

women per year

PRIVATE SECTOR

– 1,625

PUBLIC SECTOR

– 3,375

women per year

Average annual mCPR increase



Meeting all unmet need

a

b

– 223,000

women if all need is met

PRIVATE SECTOR

– 73,000

PUBLIC SECTOR

– 150,000

women per year

2

Current users of injectables

– 167,000

women

PRIVATE SECTOR

– 54,000

PUBLIC SECTOR

– 113,000

women

3

Current users of other methods who may switch to injectables

– N/A

women per year

PRIVATE SECTOR

– N/A

PUBLIC SECTOR

– N/A

women per year



CÔTE D'IVOIRE



Profile Overview

CÔTE D'IVOIRE

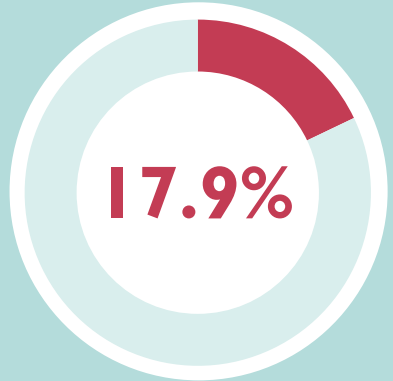
Number of **women** of reproductive age, 15-49



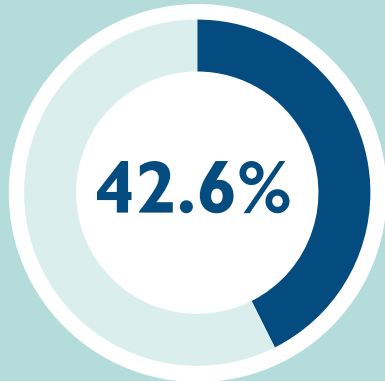
7,408,000



Modern contraceptive prevalence (**mCPR**)



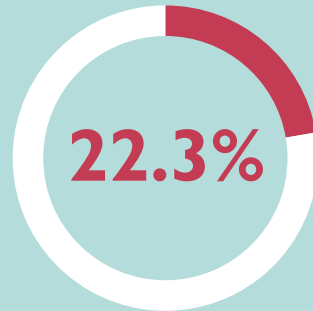
married women



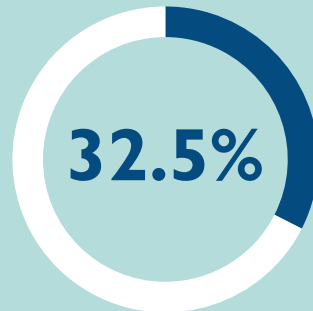
unmarried, sexually active women



Unmet need

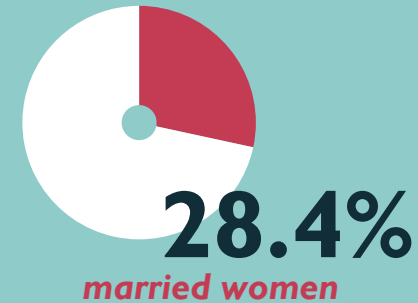



married women

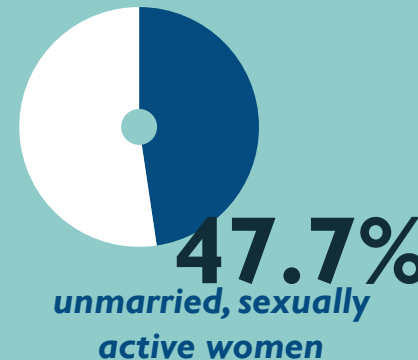


unmarried, sexually active women

Percent of users sourcing their contraceptive method from the **private sector**:

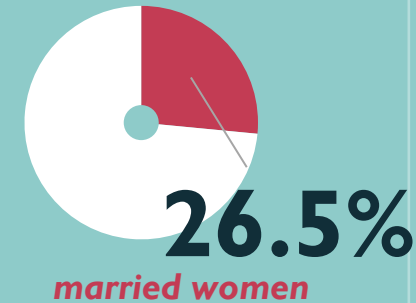


married women

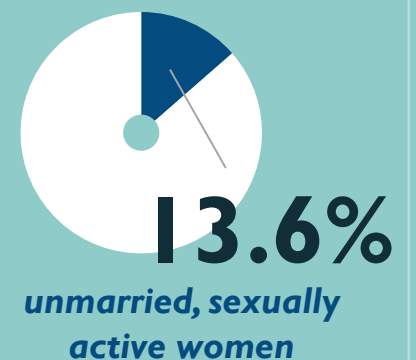


unmarried, sexually active women

Percent of current contraceptive users that are using **injectables**:



married women



unmarried, sexually active women

High Level Market Sizing

CÔTE D'IVOIRE

UNMET NEED

women age, 15-49



1,260,000



1

a Those with an unmet need who may adopt injectables

38,000
women per year

Those who may opt to self-inject

3,800
women per year

Average annual mCPR increase



Meeting all unmet need

b

302,500
women if all need is met

30,300
women if all need is met

2

Current users of injectables

260,000
women

Those who may opt to self-inject

26,000
women

3

Current users of other methods who may switch to injectables

9,000
women per year

Those who may opt to self-inject

900
women per year

High Level Market Sizing by Sector

CÔTE D'IVOIRE

Source: **PRIVATE SECTOR** current injectable users



10.4%



1

a Those with an unmet need who may adopt injectables

– 38,000

women per year

PRIVATE SECTOR

– 4,000

PUBLIC SECTOR

– 34,000

women per year

Average annual mCPR increase



Meeting all unmet need

b

– 302,500

women if all need is met

PRIVATE SECTOR

– 31,500

PUBLIC SECTOR

– 271,000

women per year

2

Current users of injectables

– 260,000

women

PRIVATE SECTOR

– 27,000

PUBLIC SECTOR

– 233,000

women

3

Current users of other methods who may switch to injectables

– 9,000

women per year

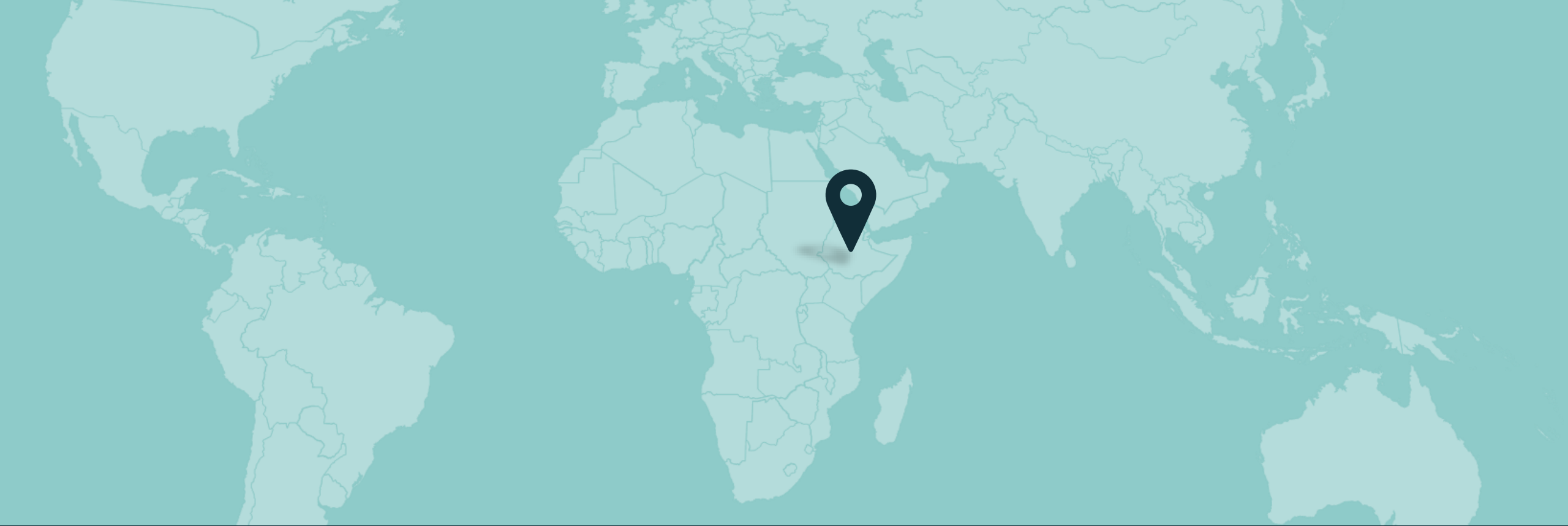
PRIVATE SECTOR

– 900

PUBLIC SECTOR

– 8,100

women per year



ETHIOPIA





Profile Overview

ETHIOPIA

Number of **women** of reproductive age, 15-49



24,000,000



Modern contraceptive prevalence (mCPR)



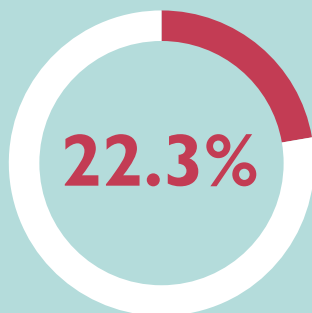
married women



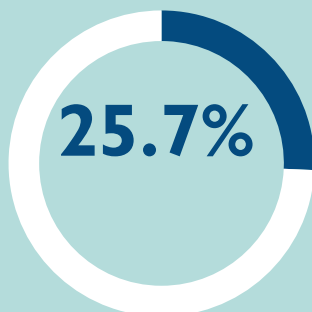
unmarried, sexually active women



Unmet need




married women

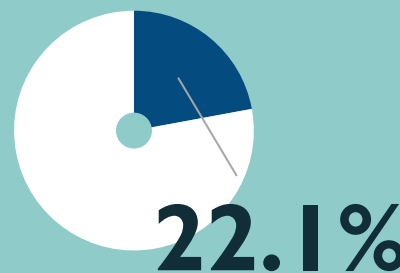


unmarried, sexually active women

Percent of users sourcing their contraceptive method from the private sector:

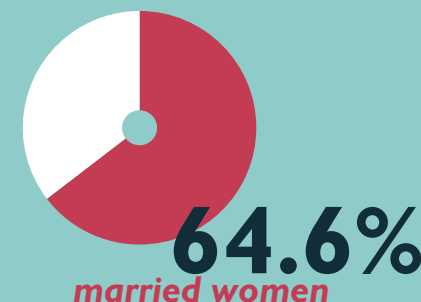


married women



unmarried, sexually active women

Percent of current contraceptive users that are using injectables:



married women



unmarried, sexually active women



High Level Market Sizing

ETHIOPIA

UNMET NEED

women age, 15-49



3,553,000



1

a Those with an unmet need who may adopt injectables

273,000

women per year

Those who may opt to self-inject

27,300

women per year

Average annual mCPR increase



Meeting all unmet need

b

2,294,000

women if all need is met

229,400

women if all need is met

2

Current users of injectables

3.65m

women

Those who may opt to self-inject

365,000

women

3

Current users of other methods who may switch to injectables

212,000

women per year

Those who may opt to self-inject

21,200

women per year



High Level Market Sizing by Sector

ETHIOPIA

Source: **PRIVATE SECTOR** current injectable users



17.1%



1

Those with an unmet need who may adopt injectables

– 273,000

women per year

PRIVATE SECTOR

– 47,000

PUBLIC SECTOR

– 226,000

women per year

Average annual mCPR increase



Meeting all unmet need

a

b

– 2,294,000

women if all need is met

PRIVATE SECTOR

– 392,000

PUBLIC SECTOR

– 1,902,000

women per year

2

Current users of injectables

– 3.65m

women

PRIVATE SECTOR

– 624,000

PUBLIC SECTOR

– 3,027,000

women

3

Current users of other methods who may switch to injectables

– 212,000

women per year

PRIVATE SECTOR

– 36,000

PUBLIC SECTOR

– 176,000

women per year



GHANA





Profile Overview

GHANA

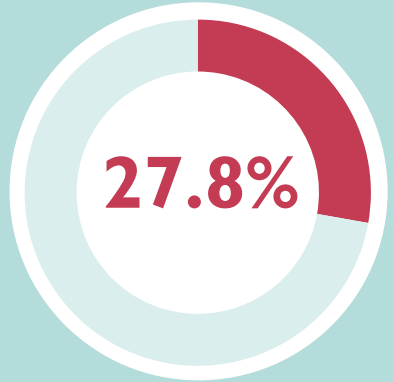
Number of **women** of reproductive age, 15-49



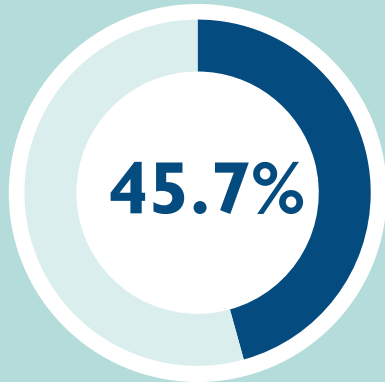
7,119,000



Modern contraceptive prevalence (**mCPR**)



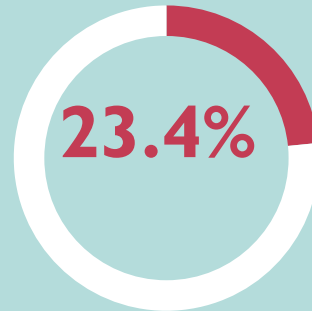
married women



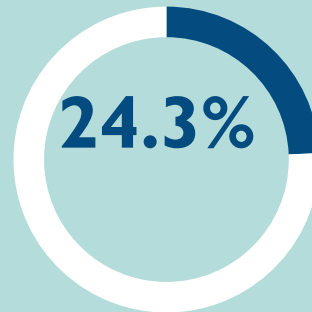
unmarried, sexually active women



Unmet need




married women




unmarried, sexually active women

Percent of users sourcing their contraceptive method from the **private sector**:



married women




unmarried, sexually active women

Percent of current contraceptive users that are using **injectables**:



married women



unmarried, sexually active women



High Level Market Sizing

GHANA

UNMET NEED

women age, 15-49



1,061,000



1

a Those with an unmet need who may adopt injectables

65,300
women per year

Those who may opt to self-inject

6,500
women per year

Average annual mCPR increase



Meeting all unmet need

b

292,300
women if all need is met

29,300
women if all need is met

2

Current users of injectables

369,700*
women

Those who may opt to self-inject

37,000
women

*68% are currently using DMPA-SC

3

Current users of other methods who may switch to injectables

23,800
women per year

Those who may opt to self-inject

2,400
women per year



High Level Market Sizing by Sector

GHANA

Source: **PRIVATE SECTOR** current injectable users



10.7%



1

Those with an unmet need who may adopt injectables

– 65,300

women per year

PRIVATE SECTOR

– 7,000

PUBLIC SECTOR

– 58,300

women per year

a

b

– 292,300

women if all need is met

PRIVATE SECTOR

– 31,000

PUBLIC SECTOR

– 261,300

women per year

Average annual mCPR increase



Meeting all unmet need

2

Current users of injectables

– 369,700*

women

PRIVATE SECTOR

– 40,000

PUBLIC SECTOR

– 329,700

women

*68% are currently using DMPA-SC

3

Current users of other methods who may switch to injectables

– 23,800

women per year

PRIVATE SECTOR

– 2,500

PUBLIC SECTOR

– 21,300

women per year



GUATEMALA





Profile Overview

GUATEMALA

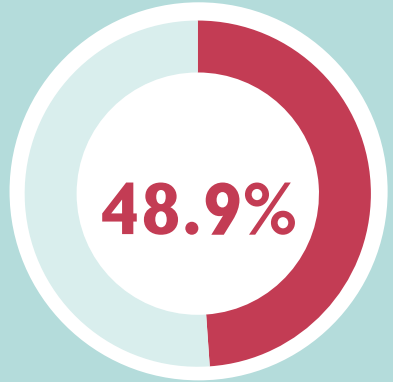
Number of **women** of reproductive age, 15-49



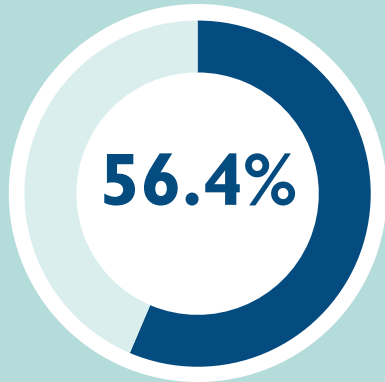
4,103,000



Modern contraceptive prevalence (**mCPR**)



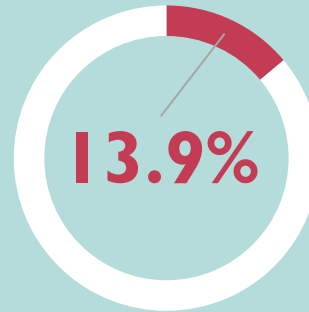
married women



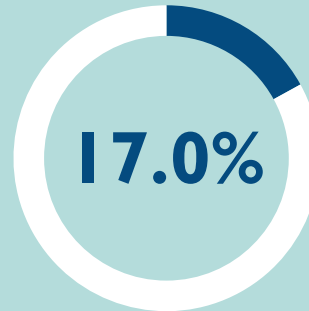
unmarried, sexually active women



Unmet need




married women




unmarried, sexually active women

Percent of users sourcing their contraceptive method from the **private sector**:




married women




unmarried, sexually active women

Percent of current contraceptive users that are using **injectables**:



married women



unmarried, sexually active women



High Level Market Sizing

GUATEMALA

UNMET NEED

women age, 15-49



351,000



1

a Those with an unmet need who may adopt injectables

30,000

women per year

Those who may opt to self-inject

3,000

women per year

Average annual mCPR increase



Meeting all unmet need

b

117,000

women if all need is met

11,700

women if all need is met

2

Current users of injectables

409,400

women

Those who may opt to self-inject

40,900

women

3

Current users of other methods who may switch to injectables

30,000

women per year

Those who may opt to self-inject

3,000

women per year



High Level Market Sizing by Sector

GUATEMALA

Source: **PRIVATE SECTOR** current injectable users



24.8%



1

Those with an unmet need who may adopt injectables

– 30,000

women per year

PRIVATE SECTOR

– 7,400

PUBLIC SECTOR

– 22,600

women per year

Average annual mCPR increase



Meeting all unmet need

a

– 117,000

women if all need is met

PRIVATE SECTOR

– 29,000

PUBLIC SECTOR

– 88,000

women per year

2

Current users of injectables

– 409,400

women

PRIVATE SECTOR

– 101,500

PUBLIC SECTOR

– 307,900

women

3

Current users of other methods who may switch to injectables

– 30,000

women per year

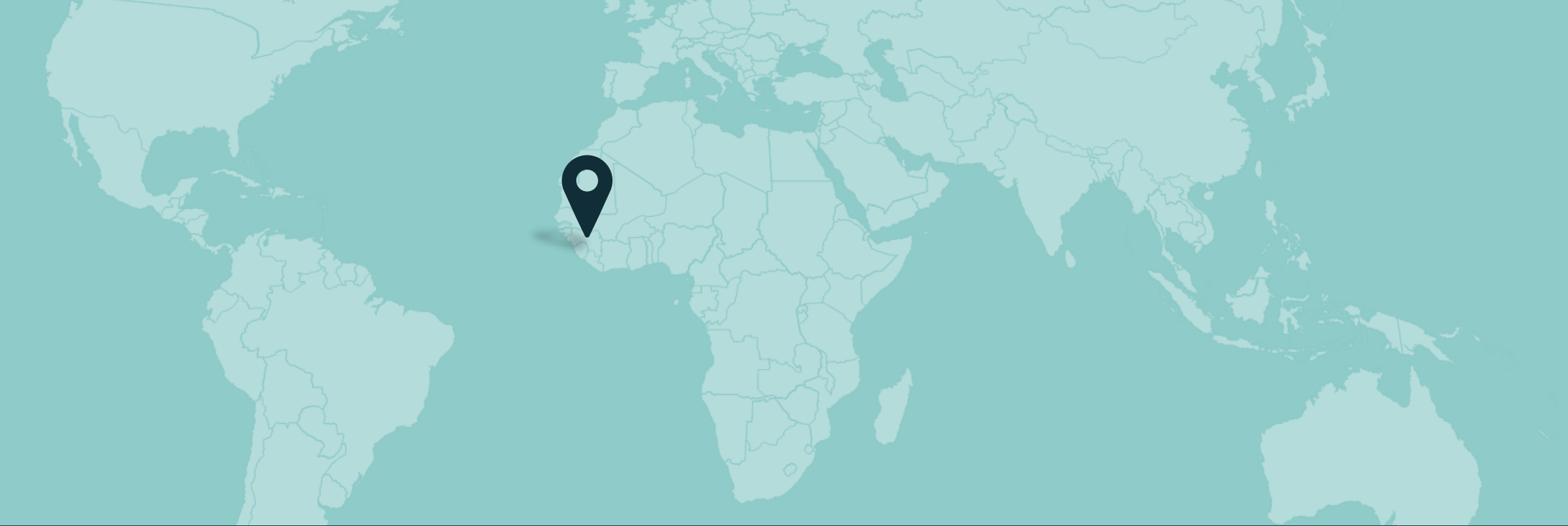
PRIVATE SECTOR

– 7,400

PUBLIC SECTOR

– 22,600

women per year



GUINEA





Profile Overview

GUINEA

Number of **women** of reproductive age, 15-49



2,883,000



Modern contraceptive prevalence (mCPR)



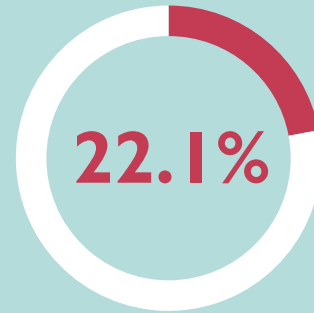
married women



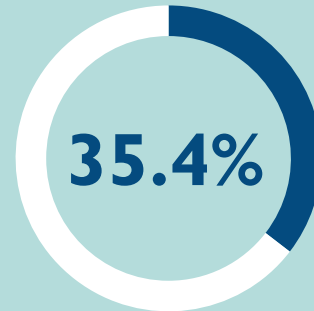
unmarried, sexually active women



Unmet need

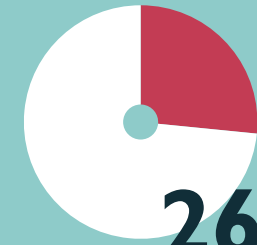



married women




unmarried, sexually active women

Percent of users sourcing their contraceptive method from the private sector:

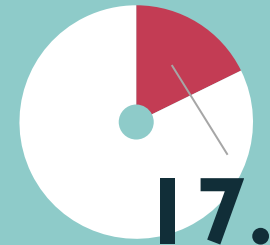


married women

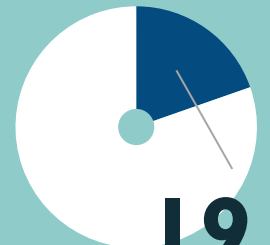


unmarried, sexually active women

Percent of current contraceptive users that are using injectables:



married women



unmarried, sexually active women



High Level Market Sizing

GUINEA

UNMET NEED

women age, 15-49



496,000



1

a Those with an unmet need who may adopt injectables

22,500

women per year

Those who may opt to self-inject

2,250

women per year

Average annual mCPR increase



Meeting all unmet need

b

89,000

women if all need is met

8,900

women if all need is met

2

Current users of injectables

51,000

women

Those who may opt to self-inject

5,100

women

3

Current users of other methods who may switch to injectables

1,200

women per year

Those who may opt to self-inject

120

women per year



High Level Market Sizing by Sector

GUINEA

Source: **PRIVATE SECTOR** current injectable users



17.1%



1

Those with an unmet need who may adopt injectables

– 22,500

women per year

PRIVATE SECTOR

– 3,850

PUBLIC SECTOR

– 18,650

women per year

Average annual mCPR increase



Meeting all unmet need

a

b

– 89,000

women if all need is met

PRIVATE SECTOR

– 15,000

PUBLIC SECTOR

– 74,000

women per year

2

Current users of injectables

– 51,000

women

PRIVATE SECTOR

– 8,700

PUBLIC SECTOR

– 42,300

women

3

Current users of other methods who may switch to injectables

– 1,200

women per year

PRIVATE SECTOR

– 200

PUBLIC SECTOR

– 1,000

women per year



HAITI





Profile Overview

HAITI

Number of **women** of reproductive age, 15-49



3,060,000



Modern contraceptive prevalence (**mCPR**)



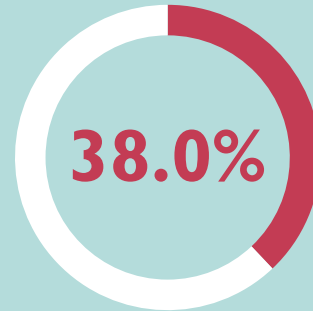
married women



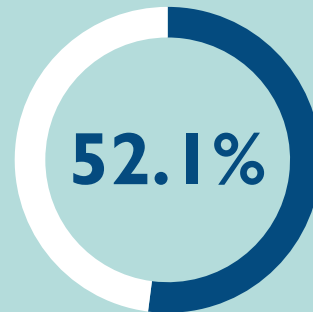
unmarried, sexually active women



Unmet need

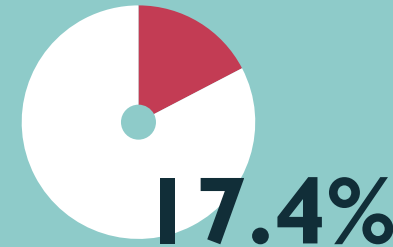



married women




unmarried, sexually active women

Percent of users sourcing their contraceptive method from the **private sector**:

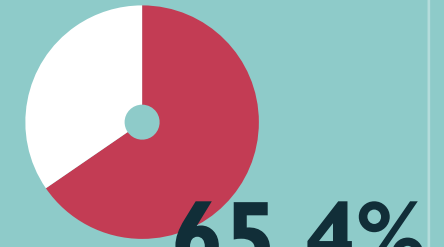


married women




unmarried, sexually active women

Percent of current contraceptive users that are using **injectables**:



married women



unmarried, sexually active women



High Level Market Sizing

HAITI

UNMET NEED

women age, 15-49



736,000



1

a Those with an unmet need who may adopt injectables

2,000
women per year

Those who may opt to self-inject

200
women per year

Average annual mCPR increase



Meeting all unmet need

b

421,800
women if all need is met

42,200
women if all need is met

2

Current users of injectables

346,000
women

Those who may opt to self-inject

34,600
women

3

Current users of other methods who may switch to injectables

N/A
women per year

Those who may opt to self-inject

N/A
women per year



High Level Market Sizing by Sector

HAITI

Source: **PRIVATE SECTOR** current injectable users



15.2%



1

Those with an unmet need who may adopt injectables

– 2,000

women per year

PRIVATE SECTOR

– 300

PUBLIC SECTOR

– 1,700

women per year

Average annual mCPR increase



Meeting all unmet need

a

– 421,800

women if all need is met

PRIVATE SECTOR

– 64,000

PUBLIC SECTOR

– 357,800

women per year

2

Current users of injectables

– 346,000

women

PRIVATE SECTOR

– 53,000

PUBLIC SECTOR

– 293,000

women

3

Current users of other methods who may switch to injectables

– N/A

women per year

PRIVATE SECTOR

– N/A

PUBLIC SECTOR

– N/A

women per year



INDIA



Profile Overview



INDIA

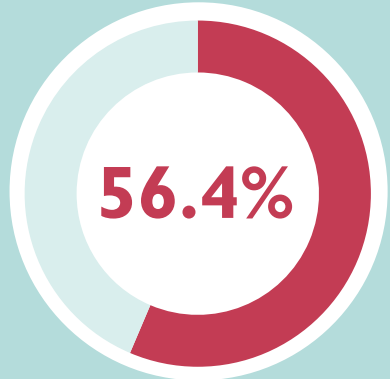
Number of **women** of reproductive age, 15-49



362,865,000



Modern contraceptive prevalence (**mCPR**)



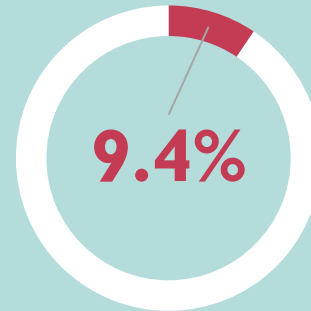
married women



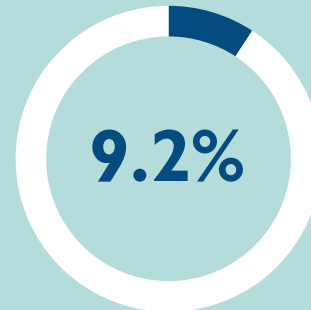
unmarried, sexually active women



Unmet need





married women

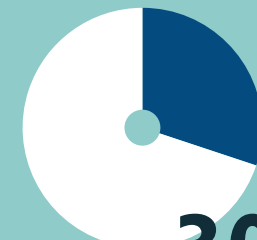


unmarried, sexually active women

Percent of users sourcing their contraceptive method from the **private sector**:



married women




unmarried, sexually active women

Percent of current contraceptive users that are using **injectables**:



married women



unmarried, sexually active women



High Level Market Sizing

INDIA

UNMET NEED

women age, 15-49



24,700,000



1

a

Those with an unmet need who may adopt injectables

7,550,000

women per year

Those who may opt to self-inject

755,000

women per year

Average annual mCPR increase



b

246,700

women if all need is met

24,700

women if all need is met

Meeting all unmet need

2

Current users of injectables

1.48m

women

Those who may opt to self-inject

148,000

women

3

Current users of other methods who may switch to injectables

97,700

women per year

Those who may opt to self-inject

9,800

women per year



High Level Market Sizing by Sector

INDIA

Source: **PRIVATE SECTOR** current injectable users



30.2%



1

Those with an unmet need who may adopt injectables

– 7,550,000

women per year

PRIVATE SECTOR

– 2,280,000

PUBLIC SECTOR

– 5,270,000

women per year

Average annual mCPR increase



Meeting all unmet need

a

b

– 246,700

women if all need is met

PRIVATE SECTOR

– 74,500

PUBLIC SECTOR

– 172,200

women per year

2

Current users of injectables

– 1.48m

women

PRIVATE SECTOR

– 447,000

PUBLIC SECTOR

– 1,032,000

women

3

Current users of other methods who may switch to injectables

– 97,700

women per year

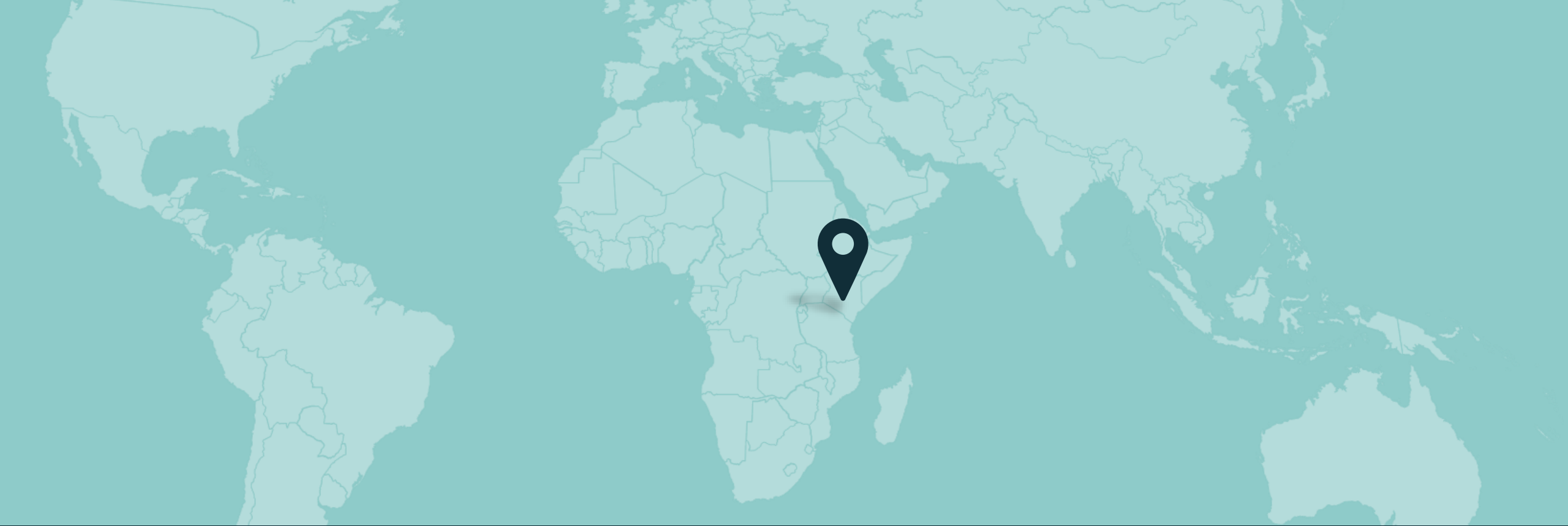
PRIVATE SECTOR

– 29,500


PUBLIC SECTOR

– 68,200

women per year



KENYA





Profile Overview

KENYA

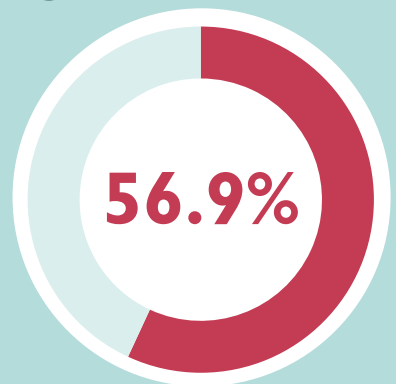
Number of **women** of reproductive age, 15-49



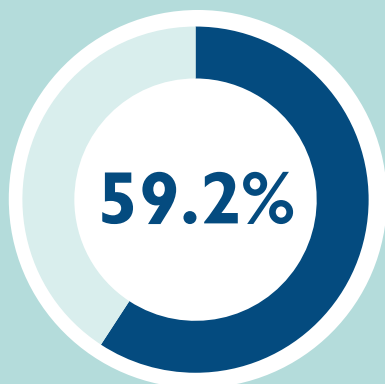
12,094,000



Modern contraceptive prevalence (**mCPR**)



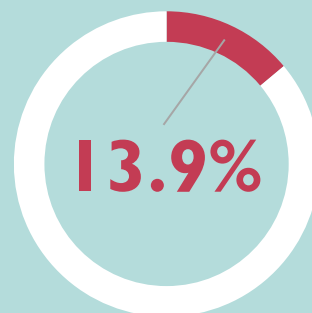
married women



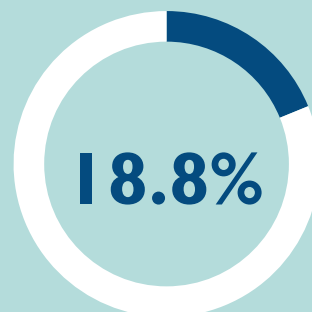
unmarried, sexually active women



Unmet need

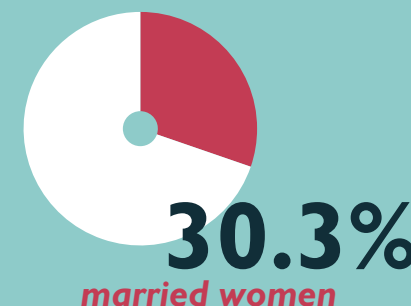



married women

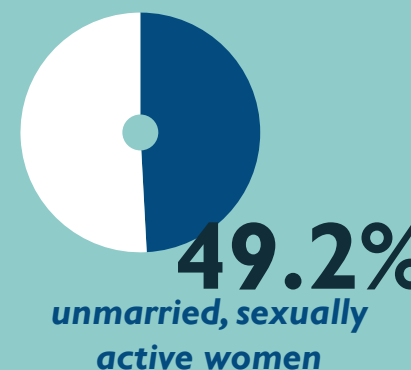


unmarried, sexually active women

Percent of users sourcing their contraceptive method from the **private sector**:

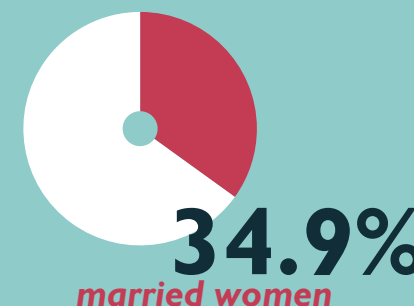


married women

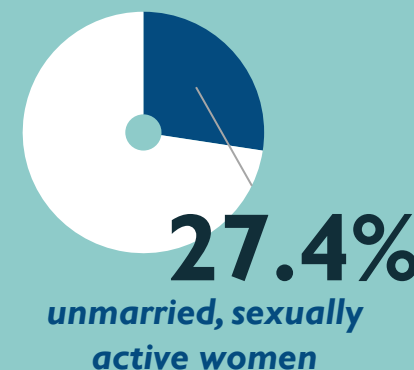


unmarried, sexually active women

Percent of current contraceptive users that are using **injectables**:



married women



unmarried, sexually active women



High Level Market Sizing

KENYA

UNMET NEED

women age, 15-49



1,053,000



1

a Those with an unmet need who may adopt injectables

31,000
women per year

Those who may opt to self-inject

3,100
women per year

Average annual mCPR increase



Meeting all unmet need

b

358,800
women if all need is met

35,800
women if all need is met

2

Current users of injectables

1.44m
women

Those who may opt to self-inject

143,600
women

*10% are currently using DMPA-SC

3

Current users of other methods who may switch to injectables

118,600
women per year

Those who may opt to self-inject

11,800
women per year



High Level Market Sizing by Sector

KENYA

Source: **PRIVATE SECTOR** current injectable users



36.0%



1

a Those with an unmet need who may adopt injectables

– 31,000

women per year

PRIVATE SECTOR

– 11,000

PUBLIC SECTOR

– 20,000

women per year

b

– 358,800

women if all need is met

PRIVATE SECTOR

– 129,200

PUBLIC SECTOR

– 229,600

women per year

Average annual mCPR increase



Meeting all unmet need

2

Current users of injectables

– 1.4m

women

PRIVATE SECTOR

– 517,000

PUBLIC SECTOR

– 919,000

women

*10% are currently using DMPA-SC

3

Current users of other methods who may switch to injectables

– 118,600

women per year

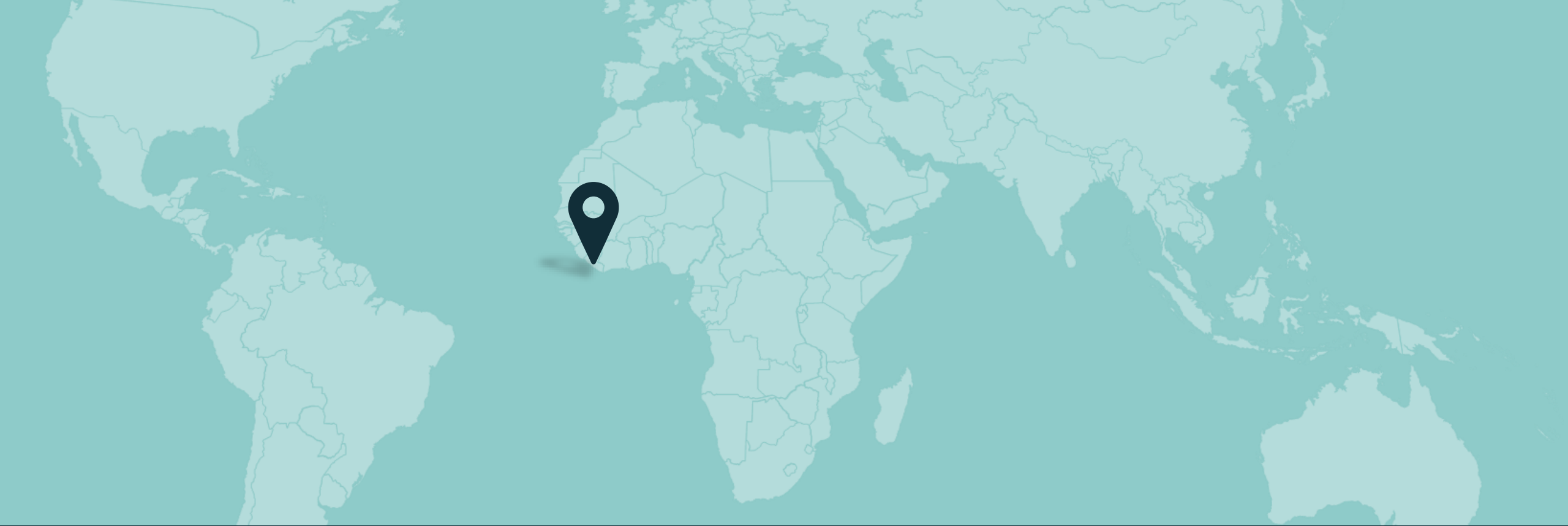
PRIVATE SECTOR

– 43,000


PUBLIC SECTOR


– 75,600

women per year



LIBERIA





Profile Overview

LIBERIA

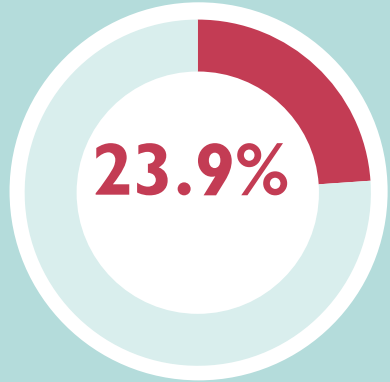
Number of **women** of reproductive age, 15-49



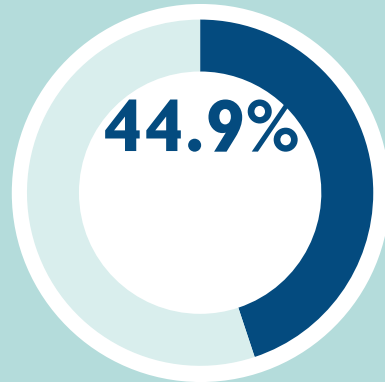
2,410,000



Modern contraceptive prevalence (mCPR)



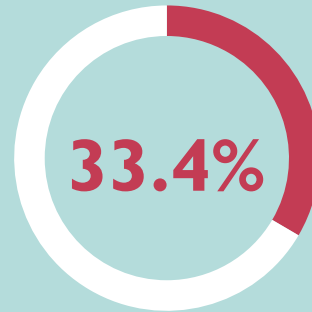
married women



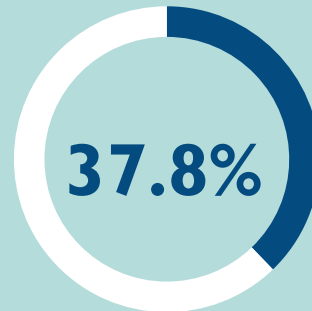
unmarried, sexually active women



Unmet need





married women




unmarried, sexually active women

Percent of users sourcing their contraceptive method from the private sector:




married women

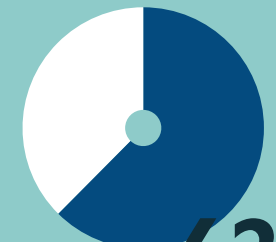


unmarried, sexually active women


Percent of current contraceptive users that are using injectables:



married women



unmarried, sexually active women



High Level Market Sizing

LIBERIA

UNMET NEED

women age, 15-49



575,000



1

a Those with an unmet need who may adopt injectables

17,100

women per year

Those who may opt to self-inject

1,700

women per year

Average annual mCPR increase



Meeting all unmet need

b

338,500

women if all need is met

33,900

women if all need is met

2

Current users of injectables

286,600

women

Those who may opt to self-inject

28,600

women

3

Current users of other methods who may switch to injectables


5,000

women per year

Those who may opt to self-inject

500

women per year



High Level Market Sizing by Sector

LIBERIA

Source: **PRIVATE SECTOR** current injectable users



39.9%



1

Those with an unmet need who may adopt injectables

– 17,100

women per year

PRIVATE SECTOR

– 6,800

PUBLIC SECTOR

– 10,300

women per year

Average annual mCPR increase



Meeting all unmet need

a

b

– 338,500

women if all need is met

PRIVATE SECTOR

– 135,000

PUBLIC SECTOR

– 203,500

women per year

2

Current users of injectables

– 286,600

women

PRIVATE SECTOR

– 114,000

PUBLIC SECTOR

– 174,600

women

3

Current users of other methods who may switch to injectables

– 5,000

women per year

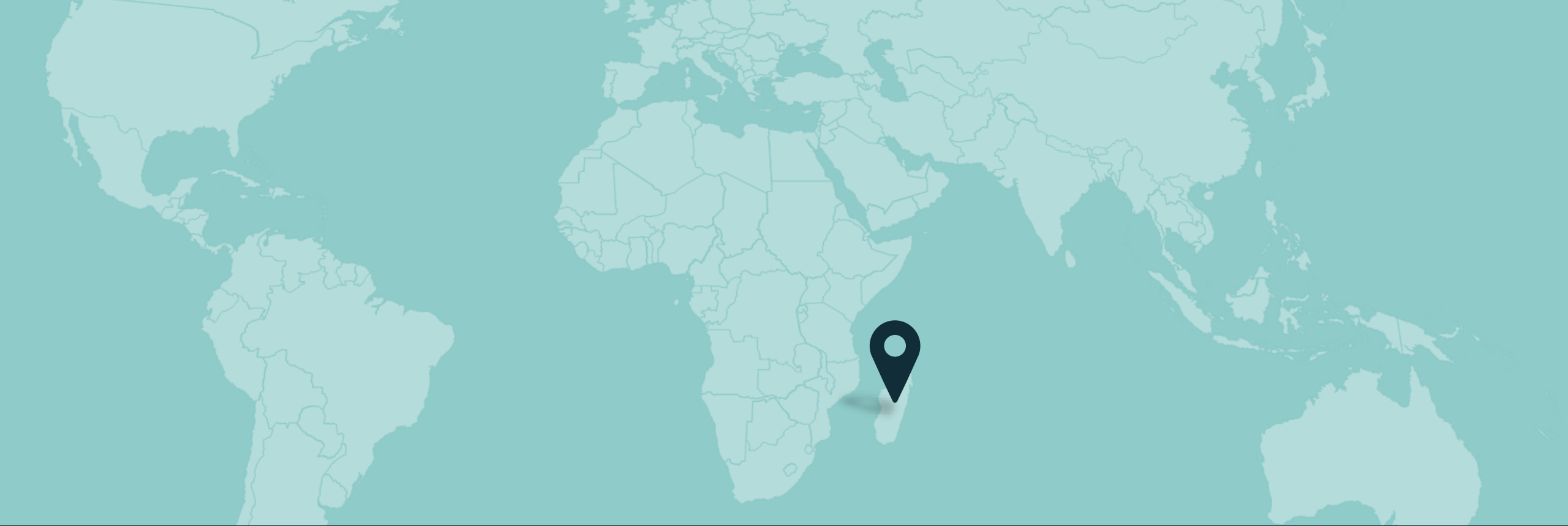
PRIVATE SECTOR

– 2,000


PUBLIC SECTOR


– 3,000

women per year



MADAGASCAR





Profile Overview

MADAGASCAR

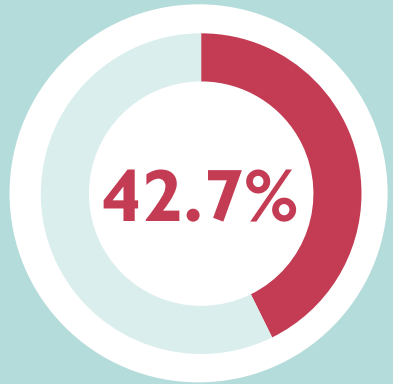
Number of **women** of reproductive age, 15-49



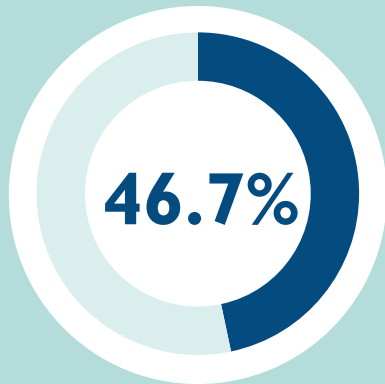
5,830,000



Modern contraceptive prevalence (**mCPR**)



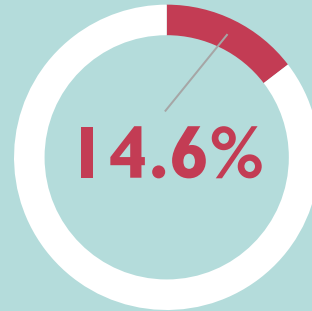
married women



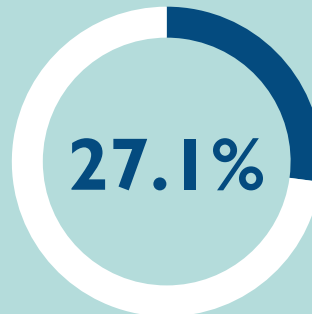
unmarried, sexually active women



Unmet need

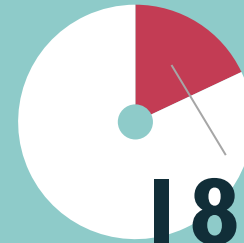



married women

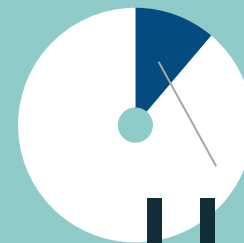


unmarried, sexually active women

Percent of users sourcing their contraceptive method from the **private sector**:

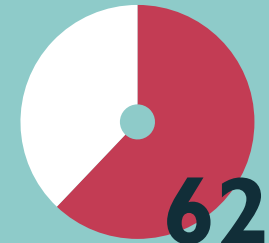


married women




unmarried, sexually active women


Percent of current contraceptive users that are using **injectables**:



married women



unmarried, sexually active women



High Level Market Sizing

MADAGASCAR

UNMET NEED

women age, 15-49



655,000

1

Those with an unmet need who may adopt injectables

29,700

women per year

Those who may opt to self-inject

3,000

women per year

Average annual mCPR increase



Meeting all unmet need

408,000

women if all need is met

40,800

women if all need is met



2

Current users of injectables

1.09m

women

Those who may opt to self-inject

109,800

women

3

Current users of other methods who may switch to injectables


86,500

women per year

Those who may opt to self-inject

8,700

women per year



High Level Market Sizing by Sector

MADAGASCAR

Source: **PRIVATE SECTOR** current injectable users



12.0%



1

Those with an unmet need who may adopt injectables

– 29,700

women per year

PRIVATE SECTOR

– 3,600

PUBLIC SECTOR

– 26,100

women per year

Average annual mCPR increase



Meeting all unmet need

– 408,000

women if all need is met

PRIVATE SECTOR

– 49,000

PUBLIC SECTOR

– 359,000

women per year

2

Current users of injectables

– 1.09m

women

PRIVATE SECTOR

– 132,000

PUBLIC SECTOR

– 966,000

women

3

Current users of other methods who may switch to injectables

– 86,500

women per year

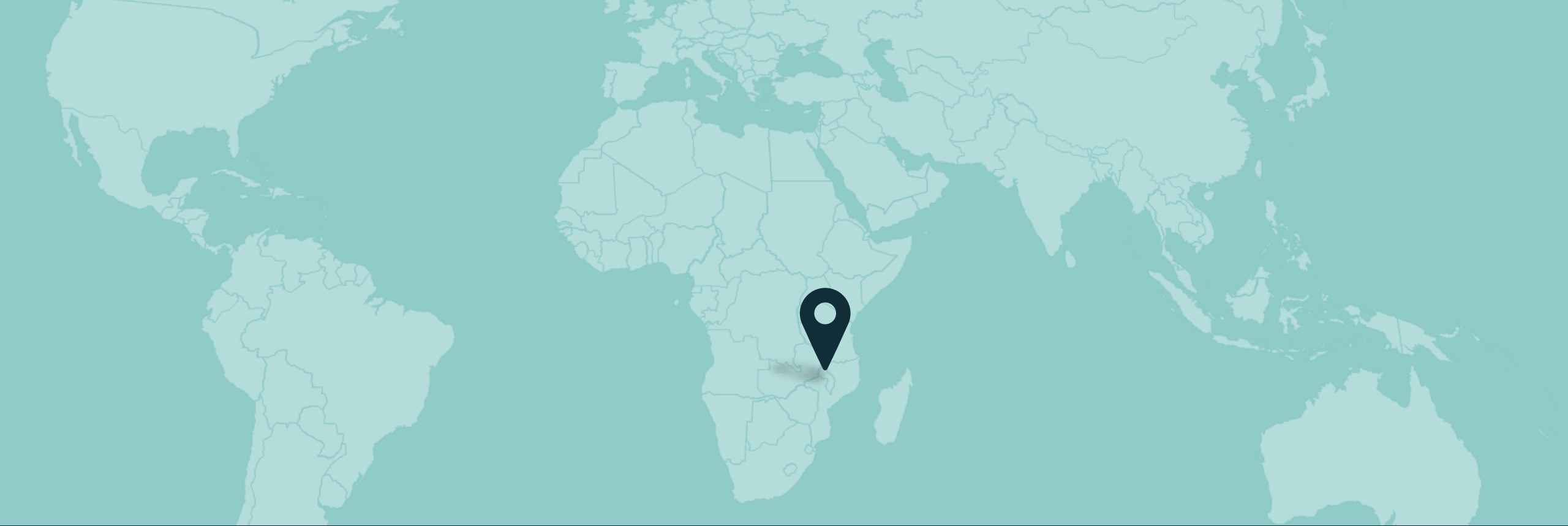
PRIVATE SECTOR

– 10,400

PUBLIC SECTOR

– 76,100

women per year



MALAWI





Profile Overview

MALAWI

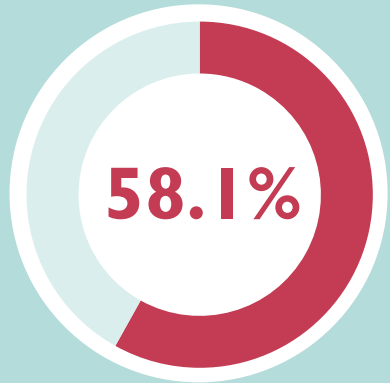
Number of **women** of reproductive age, 15-49



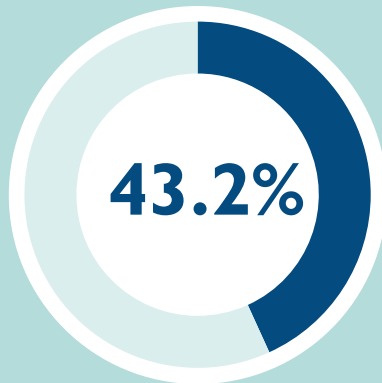
4,268,000



Modern contraceptive prevalence (**mCPR**)



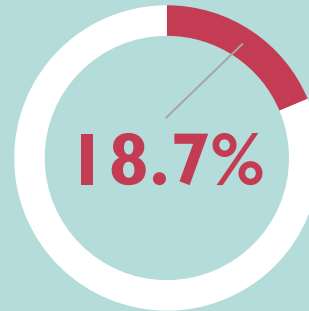
married women



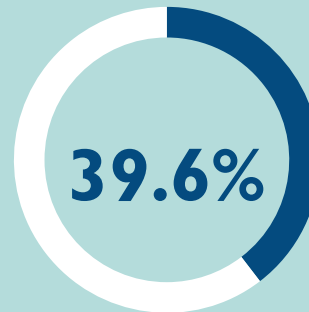
unmarried, sexually active women



Unmet need




married women

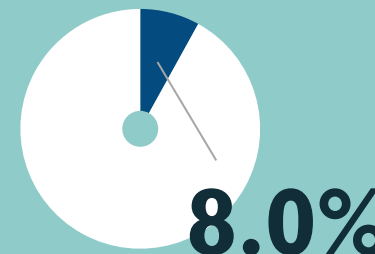


unmarried, sexually active women

Percent of users sourcing their contraceptive method from the **private sector**:




married women

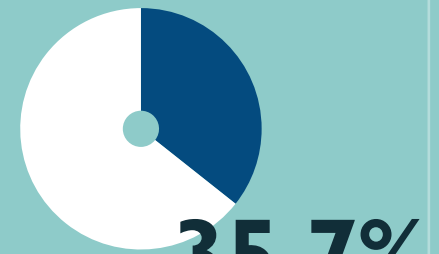


unmarried, sexually active women

Percent of current contraceptive users that are using **injectables**:



married women



unmarried, sexually active women



High Level Market Sizing

MALAWI

UNMET NEED

women age, 15-49



578,000



1

a Those with an unmet need who may adopt injectables

89,000
women per year

Those who may opt to self-inject

13,400
women per year

Average annual mCPR increase



Meeting all unmet need

b

289,600
women if all need is met

43,400
women if all need is met

2

Current users of injectables

862,000
women

Those who may opt to self-inject

129,000
women

3

Current users of other methods who may switch to injectables

46,200
women per year

Those who may opt to self-inject

7,000
women per year



High Level Market Sizing by Sector

MALAWI

Source: **PRIVATE SECTOR** current injectable users



6.8%



1

Those with an unmet need who may adopt injectables

– 89,000

women per year

PRIVATE SECTOR

– 6,000

PUBLIC SECTOR

– 83,000

women per year

Average annual mCPR increase



Meeting all unmet need

a

b

– 289,600

women if all need is met

PRIVATE SECTOR

– 20,000

PUBLIC SECTOR

– 269,600

women per year

2

Current users of injectables

– 862,000

women

PRIVATE SECTOR

– 59,000

PUBLIC SECTOR

– 803,000

women

3

Current users of other methods who may switch to injectables

– 46,200

women per year

PRIVATE SECTOR

– 3,100

PUBLIC SECTOR

– 43,100

women per year



MALI





Profile Overview

MALI

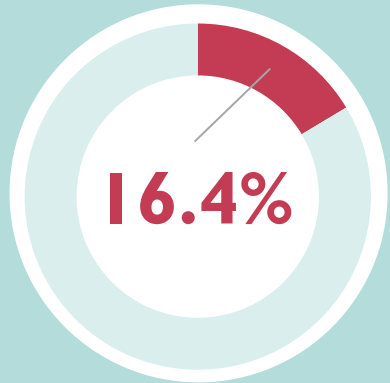
Number of **women** of reproductive age, 15-49



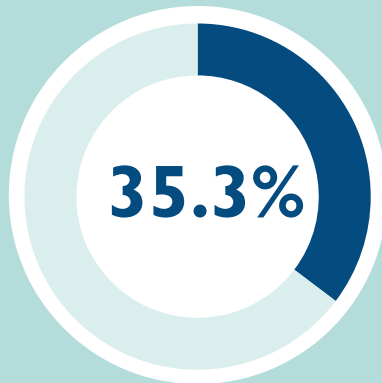
4,436,000



Modern contraceptive prevalence (**mCPR**)



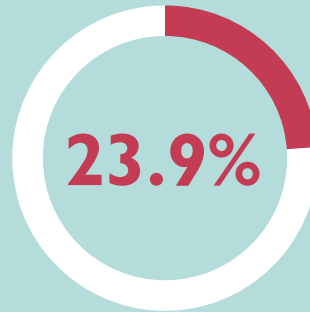
married women



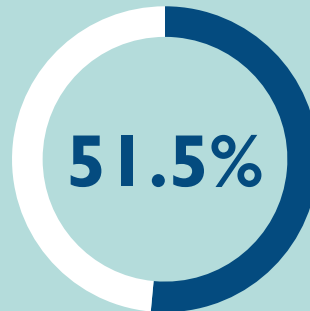
unmarried, sexually active women



Unmet need




married women

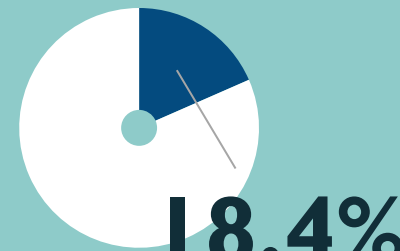


unmarried, sexually active women

Percent of users sourcing their contraceptive method from the **private sector**:




married women




unmarried, sexually active women

Percent of current contraceptive users that are using **injectables**:



married women



unmarried, sexually active women



High Level Market Sizing

MALI

UNMET NEED

women age, 15-49



951,000



1

a Those with an unmet need who may adopt injectables

49,000
women per year

Those who may opt to self-inject

4,900
women per year

Average annual mCPR increase



Meeting all unmet need

b

330,400
women if all need is met

33,000
women if all need is met

2

Current users of injectables

227,300
women

Those who may opt to self-inject

22,700
women

3

Current users of other methods who may switch to injectables

4,400
women per year

Those who may opt to self-inject

440
women per year



High Level Market Sizing by Sector

MALI

Source: **PRIVATE SECTOR** current injectable users



24.4%



1

Those with an unmet need who may adopt injectables

– 49,000

women per year

PRIVATE SECTOR

– 12,000

PUBLIC SECTOR

– 37,000

women per year

a

b

– 330,400

women if all need is met

PRIVATE SECTOR

– 80,600

PUBLIC SECTOR

– 249,800

women per year

Average annual mCPR increase



Meeting all unmet need

2

Current users of injectables

– 227,300

women

PRIVATE SECTOR

– 55,600

PUBLIC SECTOR

– 171,700

women

3

Current users of other methods who may switch to injectables

– 4,400

women per year

PRIVATE SECTOR

– 1,100

PUBLIC SECTOR


– 3,300

women per year



NEPAL





Profile Overview

NEPAL

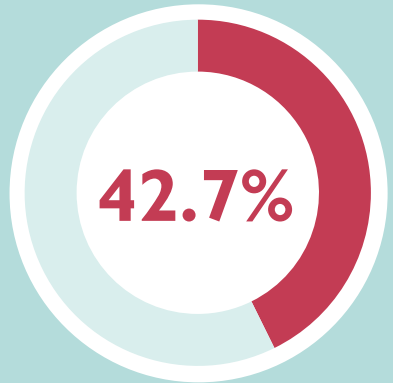
Number of **women** of reproductive age, 15-49



8,233,000



Modern contraceptive prevalence (mCPR)

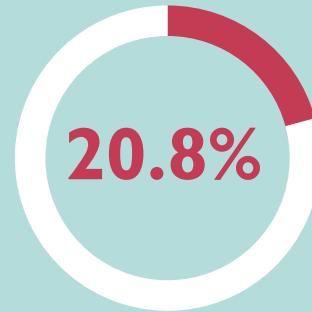


married women

unmarried, sexually active women



Unmet need




married women

N/A

unmarried, sexually active women

Percent of users sourcing their contraceptive method from the private sector:



married women

N/A

unmarried, sexually active women


Percent of current contraceptive users that are using injectables:



married women

N/A

unmarried, sexually active women



High Level Market Sizing

NEPAL

UNMET NEED

women age, 15-49



1,293,000



1

a Those with an unmet need who may adopt injectables

0

women per year

Those who may opt to self-inject

0

women per year

Average annual mCPR increase



Meeting all unmet need

b

281,400

women if all need is met

28,000

women if all need is met

2

Current users of injectables

577,000

women

Those who may opt to self-inject

58,000

women

3

Current users of other methods who may switch to injectables


44,000

women per year

Those who may opt to self-inject

4,400

women per year



High Level Market Sizing by Sector

NEPAL

Source: **PRIVATE SECTOR** current injectable users



28.7%



1

a Those with an unmet need who may adopt injectables

– 0

women per year

PRIVATE SECTOR

– 0

PUBLIC SECTOR

– 0

women per year

b

– 281,400

women if all need is met

PRIVATE SECTOR

– 80,800

PUBLIC SECTOR

– 200,600

women per year

Average annual mCPR increase



Meeting all unmet need

2

Current users of injectables

– 577,000

women

PRIVATE SECTOR

– 166,000

PUBLIC SECTOR

– 411,000

women

3

Current users of other methods who may switch to injectables

– 44,000

women per year

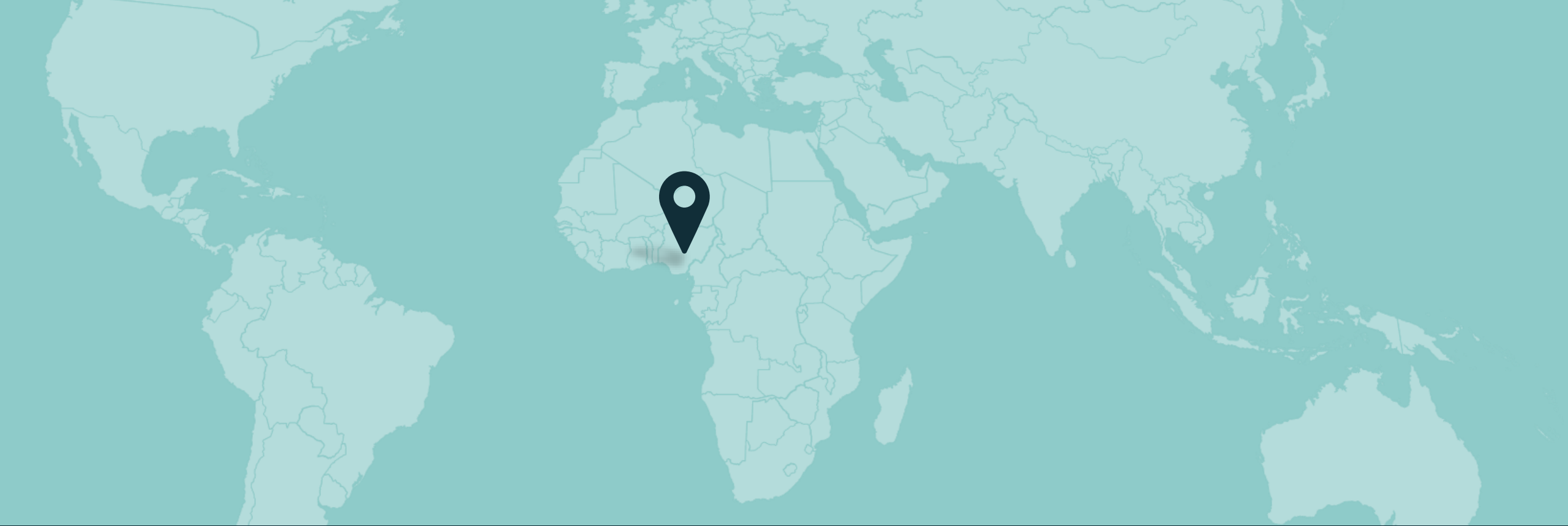
PRIVATE SECTOR

– 13,000

PUBLIC SECTOR

– 31,000

women per year



NIGERIA



Profile Overview

NIGERIA

Number of **women** of reproductive age, 15-49



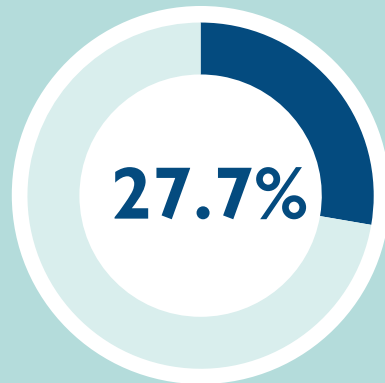
52,000,000



Modern contraceptive prevalence (**mCPR**)



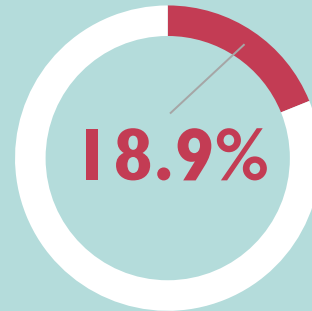
married women



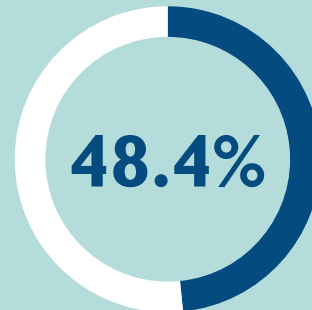
unmarried, sexually active women



Unmet need




married women



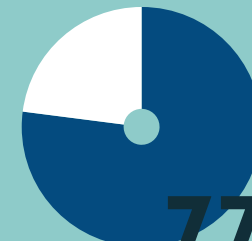
unmarried, sexually active women

Percent of users sourcing their contraceptive method from the **private sector**:



31.5%


married women



77.0%

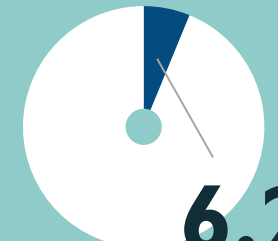
unmarried, sexually active women

Percent of current contraceptive users that are using **injectables**:



26.8%

married women



6.2%

unmarried, sexually active women

High Level Market Sizing

NIGERIA

UNMET NEED

women age, 15-49



7,742,000

1

a Those with an unmet need who may adopt injectables

101,300

women per year

Those who may opt to self-inject

15,200

women per year

Average annual mCPR increase



Meeting all unmet need

b

1,890,000

women if all need is met

238,500

women if all need is met



2

Current users of injectables

1.2m

women

Those who may opt to self-inject

180,000

women

3

Current users of other methods who may switch to injectables

59,000

women per year

Those who may opt to self-inject

9,000

women per year

High Level Market Sizing by Sector

NIGERIA

Source: **PRIVATE SECTOR** current injectable users



23.1%



1

a Those with an unmet need who may adopt injectables

– 101,300

women per year

PRIVATE SECTOR

– 23,400

PUBLIC SECTOR

– 77,900

women per year

Average annual mCPR increase



Meeting all unmet need

b

– 1,890,000

women if all need is met

PRIVATE SECTOR

– 437,000

PUBLIC SECTOR

– 1,453,000

women per year

2

Current users of injectables

– 1.2m

women

PRIVATE SECTOR

– 277,000

PUBLIC SECTOR

– 924,000

women

3

Current users of other methods who may switch to injectables

– 59,000

women per year

PRIVATE SECTOR

– 14,000


PUBLIC SECTOR

– 45,000

women per year



PAKISTAN





Profile Overview

PAKISTAN

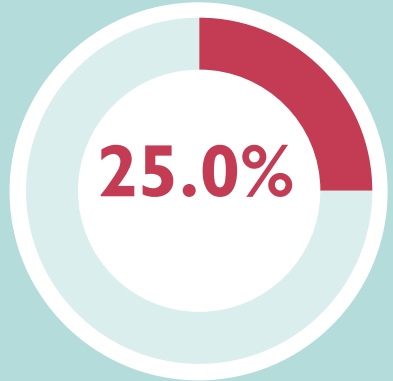
Number of **women** of reproductive age, 15-49



49,787,000



Modern contraceptive prevalence (**mCPR**)

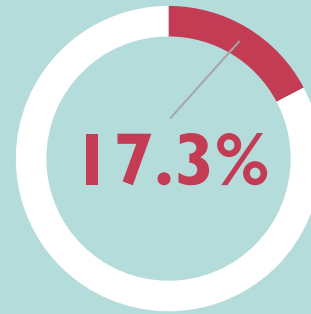


married women

unmarried, sexually active women



Unmet need




married women

N/A

unmarried, sexually active women

Percent of users sourcing their contraceptive method from the **private sector**:



married women

N/A

unmarried, sexually active women


Percent of current contraceptive users that are using **injectables**:



married women

N/A

unmarried, sexually active women



High Level Market Sizing

PAKISTAN

UNMET NEED

women age, 15-49



8,250,000



1

a Those with an unmet need who may adopt injectables

0

women per year

Those who may opt to self-inject

0

women per year

Average annual mCPR increase



Meeting all unmet need

2

Current users of injectables

1.2m

women

Those who may opt to self-inject

119,000

women

3

Current users of other methods who may switch to injectables


40,500

women per year

Those who may opt to self-inject

4,100

women per year



High Level Market Sizing by Sector

PAKISTAN

Source: **PRIVATE SECTOR** current injectable users



34.3%



1

a Those with an unmet need who may adopt injectables

– 0

women per year

PRIVATE SECTOR

– 0

PUBLIC SECTOR

– 0

women per year

b

– 824,000

women if all need is met

PRIVATE SECTOR

– 283,000

PUBLIC SECTOR

– 541,000

women per year

Average annual mCPR increase



Meeting all unmet need

2

Current users of injectables

– 1.2m

women

PRIVATE SECTOR

– 408,000

PUBLIC SECTOR

– 783,000

women

3

Current users of other methods who may switch to injectables

– 40,500

women per year

PRIVATE SECTOR

– 14,000


PUBLIC SECTOR


– 26,500

women per year



PHILIPPINES





Profile Overview

PHILIPPINES

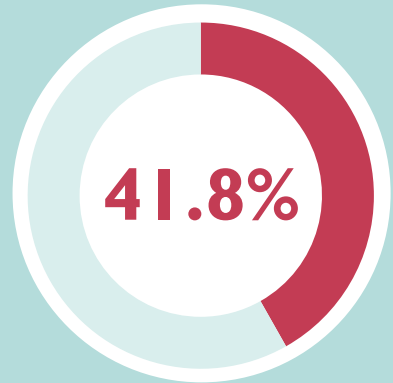
Number of **women** of reproductive age, 15-49



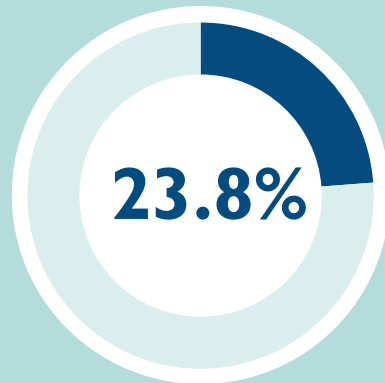
27,900,000



Modern contraceptive prevalence (**mCPR**)



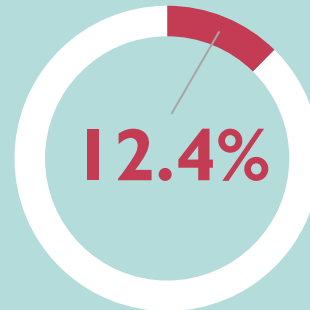
married women



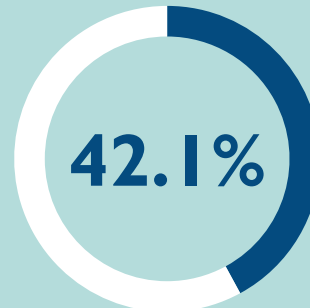
unmarried, sexually active women



Unmet need

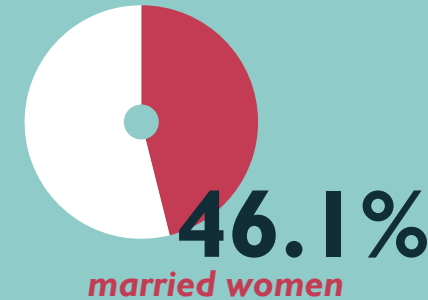



married women

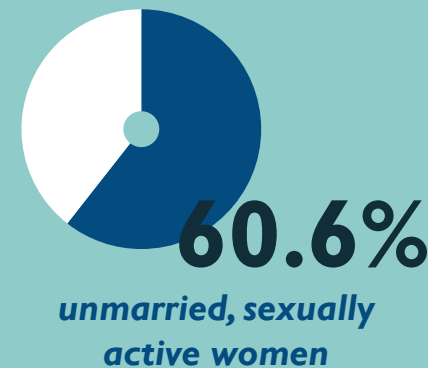


unmarried, sexually active women

Percent of users sourcing their contraceptive method from the **private sector**:

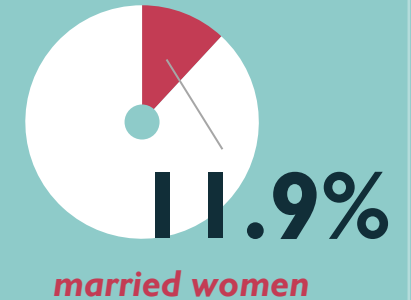


married women

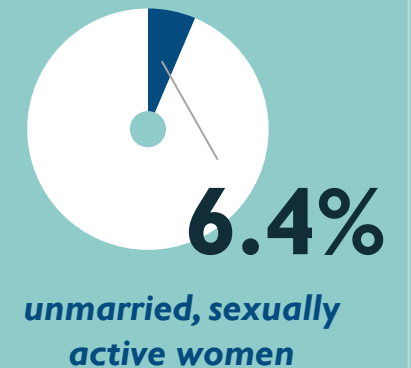


unmarried, sexually active women


Percent of current contraceptive users that are using **injectables**:



married women



unmarried, sexually active women



High Level Market Sizing

PHILIPPINES

UNMET NEED

women age, 15-49



2,118,000



1

a Those with an unmet need who may adopt injectables

49,500

women per year

Those who may opt to self-inject

5,000

women per year

Average annual mCPR increase



Meeting all unmet need

b

240,000

women if all need is met

24,000

women if all need is met

2

Current users of injectables

771,000

women

Those who may opt to self-inject

77,100

women

3

Current users of other methods who may switch to injectables


77,000

women per year

Those who may opt to self-inject

7,700

women per year



High Level Market Sizing by Sector

PHILIPPINES

Source: **PRIVATE SECTOR** current injectable users



14.6%



1

Those with an unmet need who may adopt injectables

– 49,500

women per year

PRIVATE SECTOR

– 7,000

PUBLIC SECTOR

– 42,500

women per year

Average annual mCPR increase



Meeting all unmet need

a

b

– 240,000

women if all need is met

PRIVATE SECTOR

– 35,000

PUBLIC SECTOR

– 205,000

women per year

2

Current users of injectables

– 771,000

women

PRIVATE SECTOR

– 113,000

PUBLIC SECTOR

– 658,000

women

3

Current users of other methods who may switch to injectables

– 77,000

women per year

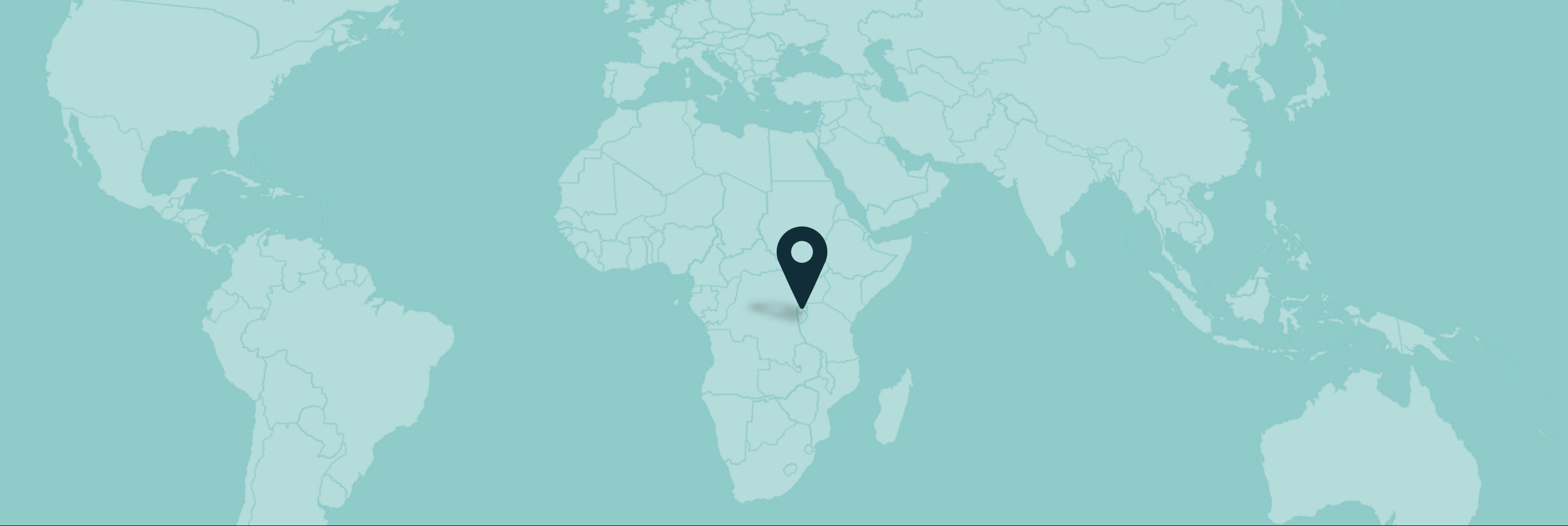
PRIVATE SECTOR

– 11,000

PUBLIC SECTOR

– 66,000

women per year



RWANDA





Profile Overview

RWANDA

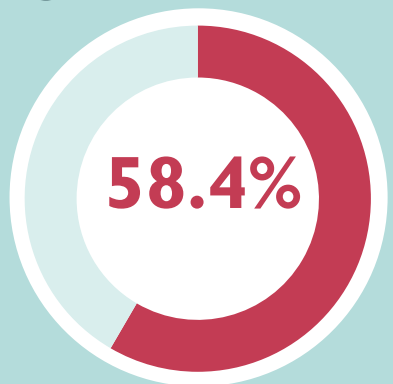
Number of **women** of reproductive age, 15-49



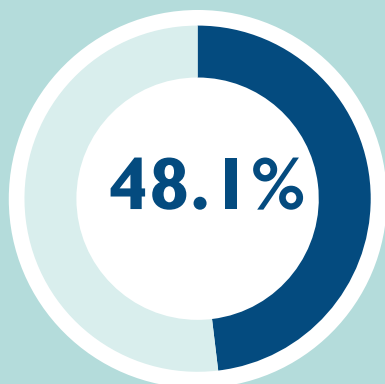
3,253,000



Modern contraceptive prevalence (mCPR)



married women



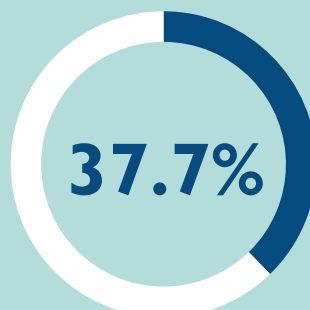
unmarried, sexually active women



Unmet need



married women



unmarried, sexually active women

Percent of users sourcing their contraceptive method from the private sector:




married women

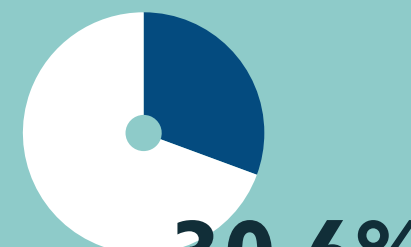


unmarried, sexually active women

Percent of current contraceptive users that are using injectables:



married women



unmarried, sexually active women



High Level Market Sizing

RWANDA

UNMET NEED

women age, 15-49



258,000



1

a Those with an unmet need who may adopt injectables

47,800
women per year

Those who may opt to self-inject

4,800
women per year

Average annual mCPR increase



Meeting all unmet need

b

69,000
women if all need is met

6,900
women if all need is met

2

Current users of injectables

264,400
women

Those who may opt to self-inject

26,400
women

3

Current users of other methods who may switch to injectables

23,600
women per year

Those who may opt to self-inject

2,400
women per year



High Level Market Sizing by Sector

RWANDA

Source: **PRIVATE SECTOR** current injectable users



10.3%



1

Those with an unmet need who may adopt injectables

– 47,800

women per year

PRIVATE SECTOR

– 5,00

PUBLIC SECTOR

– 42,800

women per year

a

b

– 69,000

women if all need is met

PRIVATE SECTOR

– 7,000

PUBLIC SECTOR

– 62,000

women per year

Average annual mCPR increase



Meeting all unmet need

2

Current users of injectables

– 264,400

women

PRIVATE SECTOR

– 27,200

PUBLIC SECTOR

– 237,200

women

3

Current users of other methods who may switch to injectables

– 23,600

women per year

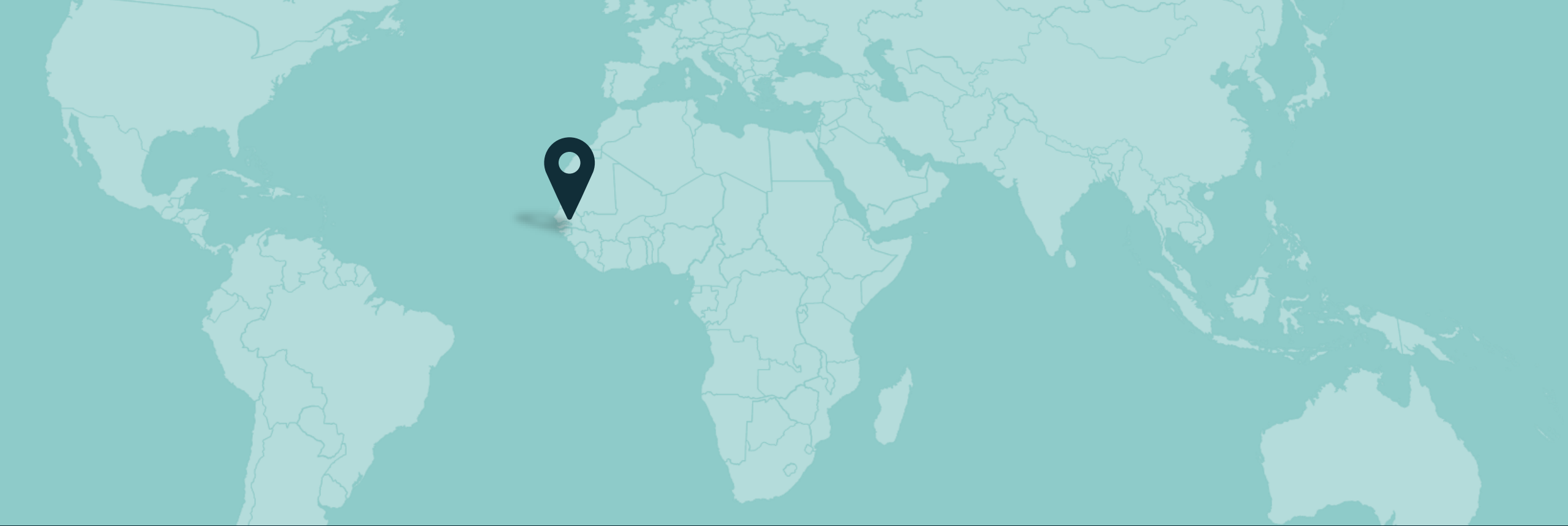
PRIVATE SECTOR

– 2,400

PUBLIC SECTOR

– 21,200

women per year



SENEGAL





Profile Overview

SENEGAL

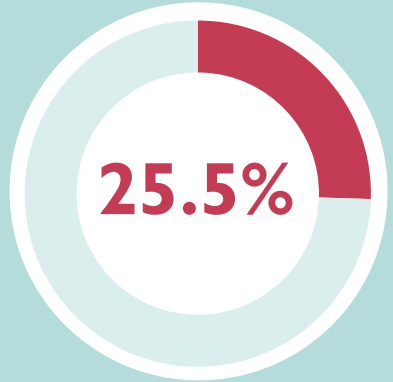
Number of **women** of reproductive age, 15-49



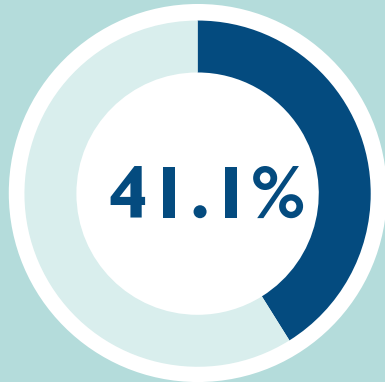
3,507,000



Modern contraceptive prevalence (mCPR)



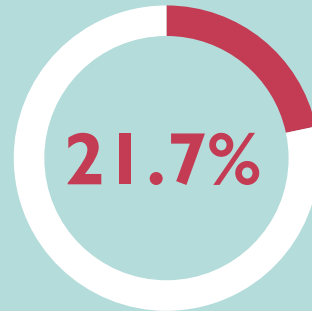
married women



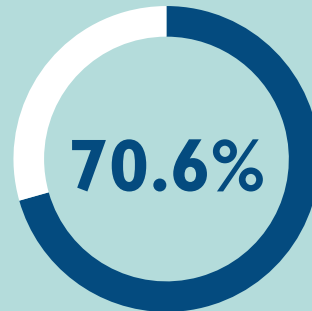
unmarried, sexually active women



Unmet need

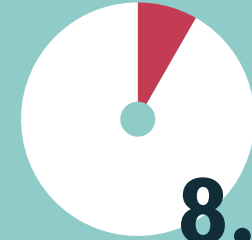



married women




unmarried, sexually active women

Percent of users sourcing their contraceptive method from the private sector:



8.3%

married women



26.2%


unmarried, sexually active women

Percent of current contraceptive users that are using injectables:



32.4%

married women



21.8%

unmarried, sexually active women



High Level Market Sizing

SENEGAL

UNMET NEED

women age, 15-49



504,000



1

a Those with an unmet need who may adopt injectables

24,000
women per year

Those who may opt to self-inject

2,400
women per year

Average annual mCPR increase



Meeting all unmet need

b

162,600
women if all need is met

16,300
women if all need is met

2

Current users of injectables

190,000
women

Those who may opt to self-inject

19,000
women

3

Current users of other methods who may switch to injectables

N/A
women per year

Those who may opt to self-inject

N/A
women per year



High Level Market Sizing by Sector

SENEGAL

Source: **PRIVATE SECTOR** current injectable users



5.5%



1

Those with an unmet need who may adopt injectables

– 24,000

women per year

PRIVATE SECTOR

– 1,300

PUBLIC SECTOR

– 22,700

women per year

a

b

– 162,600

women if all need is met

PRIVATE SECTOR

– 9,000

PUBLIC SECTOR

– 153,600

women per year

Average annual mCPR increase



Meeting all unmet need

2

Current users of injectables

– 190,000

women

PRIVATE SECTOR

– 10,500

PUBLIC SECTOR

– 179,500

women

3

Current users of other methods who may switch to injectables

– N/A

women per year

PRIVATE SECTOR

– N/A

PUBLIC SECTOR

– N/A

women per year



SIERRA LEONE





Profile Overview

SIERRA LEONE

Number of **women** of reproductive age, 15-49



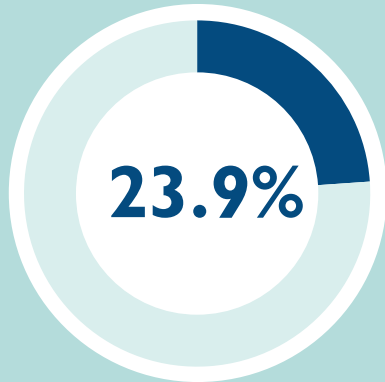
2,361,000



Modern contraceptive prevalence (**mCPR**)



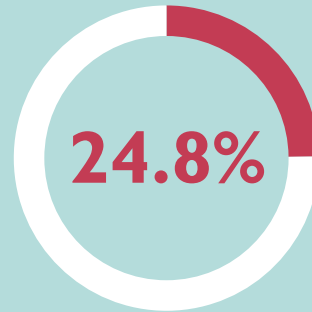
married women



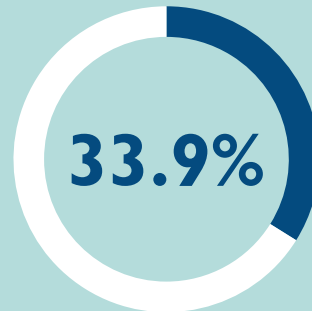
unmarried, sexually active women



Unmet need




married women

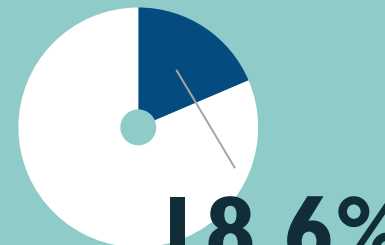


unmarried, sexually active women

Percent of users sourcing their contraceptive method from the **private sector**:




married women

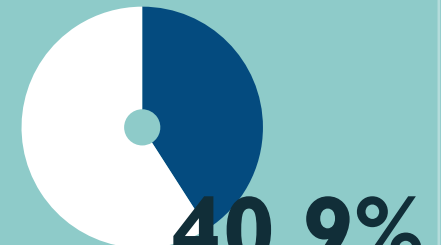


unmarried, sexually active women

Percent of current contraceptive users that are using **injectables**:



married women



unmarried, sexually active women

High Level Market Sizing

SIERRA LEONE

UNMET NEED

women age, 15-49



465,000

1

a Those with an unmet need who may adopt injectables

14,500
women per year

Those who may opt to self-inject

1,500
women per year

Average annual mCPR increase



Meeting all unmet need

b

196,000
women if all need is met

2,000
women if all need is met

2

Current users of injectables

197,500
women

Those who may opt to self-inject

20,000
women

3

Current users of other methods who may switch to injectables

3,400
women per year

Those who may opt to self-inject

340
women per year



High Level Market Sizing by Sector

SIERRA LEONE

Source: **PRIVATE SECTOR** current injectable users



16.6%



1

a Those with an unmet need who may adopt injectables

– 14,500

women per year

PRIVATE SECTOR

– 2,400

PUBLIC SECTOR

– 12,100

women per year

Average annual mCPR increase



Meeting all unmet need

b

– 196,000

women if all need is met

PRIVATE SECTOR

– 32,500

PUBLIC SECTOR

– 163,500

women per year

2

Current users of injectables

– 197,500

women

PRIVATE SECTOR

– 33,00

PUBLIC SECTOR

– 164,500

women

3

Current users of other methods who may switch to injectables

– 3,400

women per year

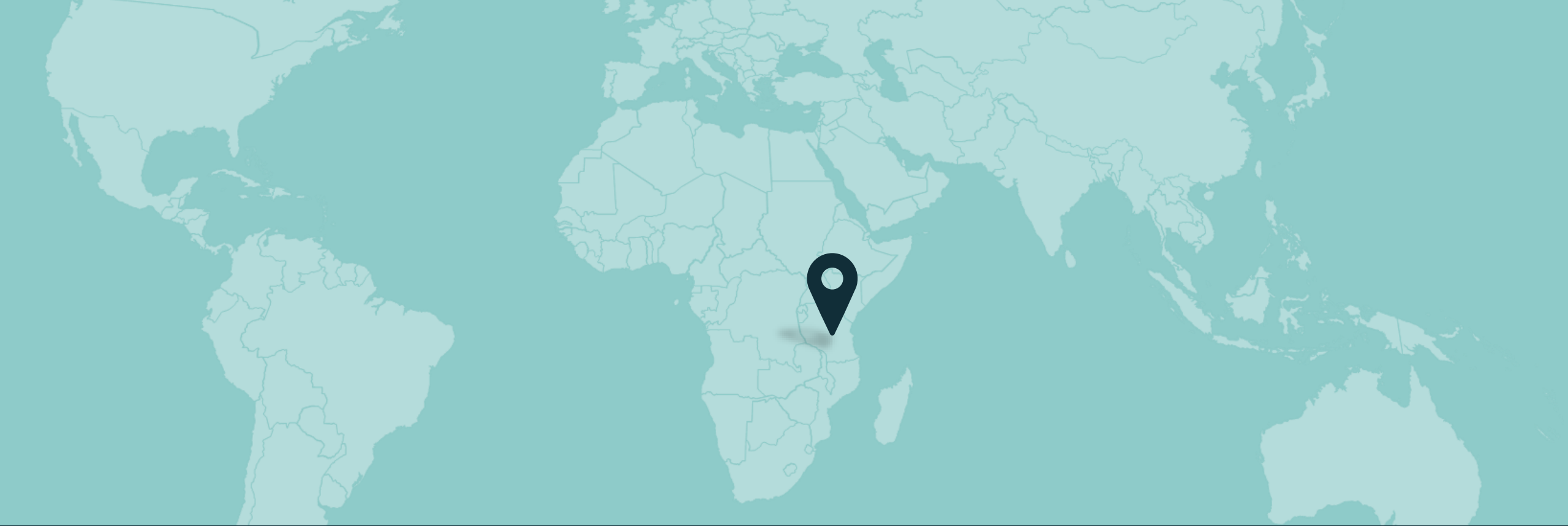
PRIVATE SECTOR

– 600

PUBLIC SECTOR

– 2,800

women per year



TANZANIA





Profile Overview

TANZANIA

Number of **women** of reproductive age, 15-49



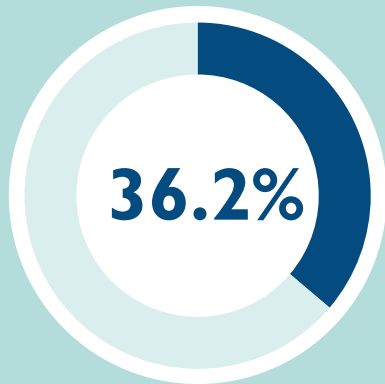
11,250,000



Modern contraceptive prevalence (**mCPR**)



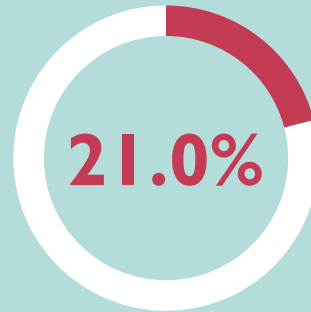
31.1%
married women



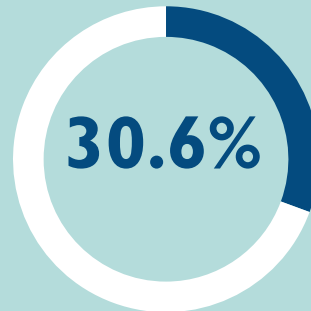
36.2%
unmarried, sexually active women



Unmet need

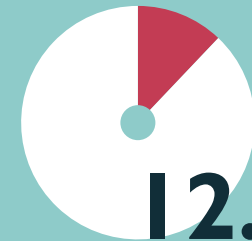



21.0%
married women



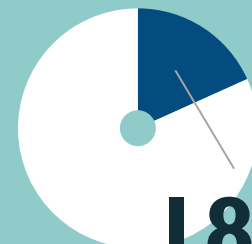
30.6%
unmarried, sexually active women

Percent of users sourcing their contraceptive method from the **private sector**:



12.1%

married women



18.3%

unmarried, sexually active women

Percent of current contraceptive users that are using **injectables**:



27.9%

married women



27.8%

unmarried, sexually active women



High Level Market Sizing

TANZANIA

UNMET NEED

women age, 15-49



1,695,000



1

a Those with an unmet need who may adopt injectables

0

women per year

Those who may opt to self-inject

0

women per year

Average annual mCPR increase



Meeting all unmet need

b

472,600

women if all need is met

47,300

women if all need is met

2

Current users of injectables

679,000

women

Those who may opt to self-inject

67,900

women

3

Current users of other methods who may switch to injectables

24,400

women per year

Those who may opt to self-inject

2,400

women per year



High Level Market Sizing by Sector

TANZANIA

Source: **PRIVATE SECTOR** current injectable users



20.8%



1

a Those with an unmet need who may adopt injectables

– 0

women per year

PRIVATE SECTOR

– 0

PUBLIC SECTOR

– 0

women per year

b

– 472,600

women if all need is met

PRIVATE SECTOR

– 98,300

PUBLIC SECTOR

– 374,300

women per year

Average annual mCPR increase



Meeting all unmet need

2

Current users of injectables

– 679,000

women

PRIVATE SECTOR

– 141,000

PUBLIC SECTOR

– 538,000

women

3

Current users of other methods who may switch to injectables

– 24,400

women per year

PRIVATE SECTOR

– 5,100

PUBLIC SECTOR

– 19,300

women per year



TIMOR-LESTE





Profile Overview

TIMOR-LESTE

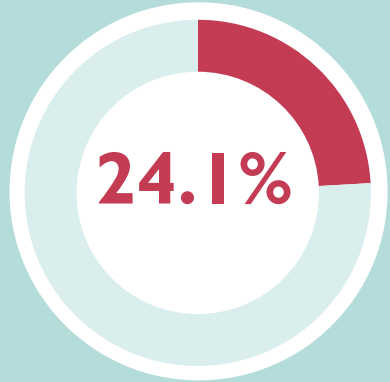
Number of **women** of reproductive age, 15-49



279,000



Modern contraceptive prevalence (mCPR)



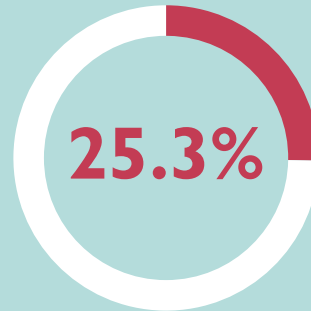
married women



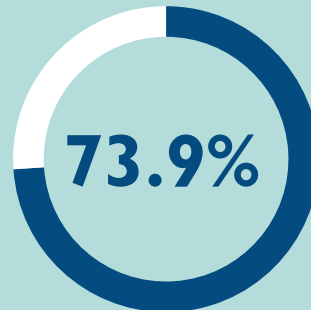
unmarried, sexually active women



Unmet need




married women



unmarried, sexually active women

Percent of users sourcing their contraceptive method from the private sector:




married women



unmarried, sexually active women

Percent of current contraceptive users that are using injectables:



married women



unmarried, sexually active women



High Level Market Sizing

TIMOR-LESTE

UNMET NEED

women age, 15-49



44,000



1

a Those with an unmet need who may adopt injectables

900

women per year

Those who may opt to self-inject

90

women per year

Average annual mCPR increase



Meeting all unmet need

b

21,000

women if all need is met

2,100

women if all need is met

2

Current users of injectables

20,000

women

Those who may opt to self-inject

2,000

women

3

Current users of other methods who may switch to injectables

500

women per year

Those who may opt to self-inject

50

women per year



High Level Market Sizing by Sector

TIMOR-LESTE

Source: **PRIVATE SECTOR** current injectable users



1.9%



1

Those with an unmet need who may adopt injectables

– 900

women per year

PRIVATE SECTOR

– 20

PUBLIC SECTOR

– 880

women per year

Average annual mCPR increase



Meeting all unmet need

a

– 21,000

women if all need is met

PRIVATE SECTOR

– 400

PUBLIC SECTOR

– 20,600

women per year

2

Current users of injectables

– 20,000

women

PRIVATE SECTOR

– 380

PUBLIC SECTOR

– 19,620

women

3

Current users of other methods who may switch to injectables

– 500

women per year

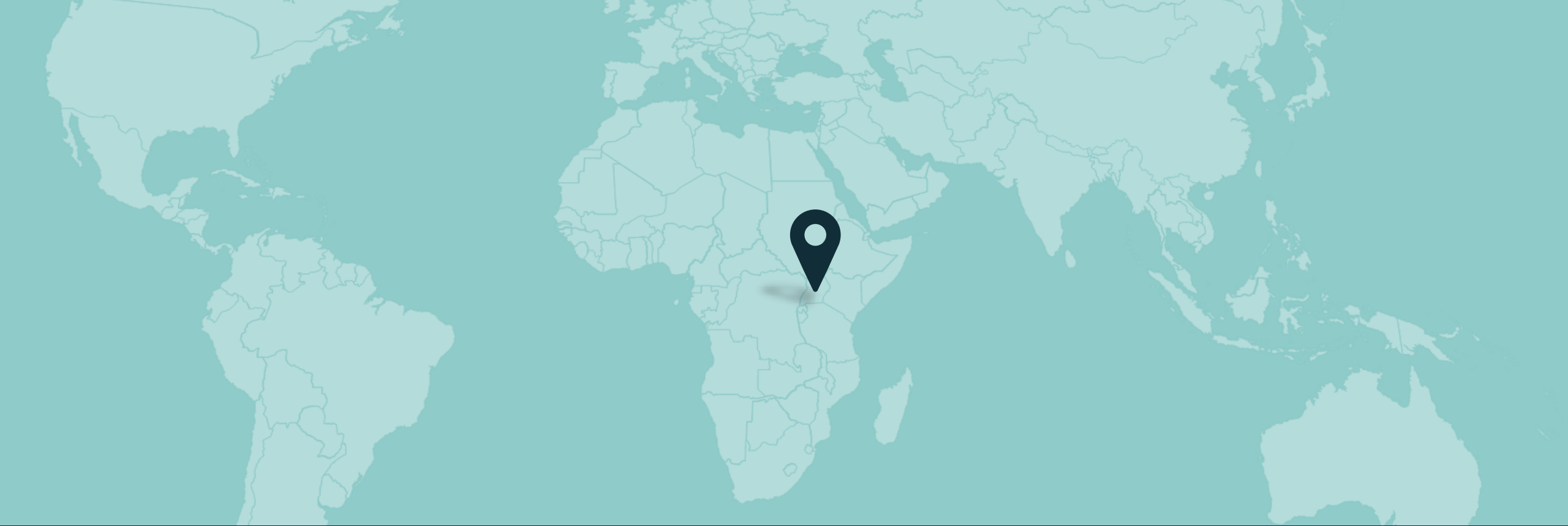
PRIVATE SECTOR

– 10

PUBLIC SECTOR


– 490

women per year



UGANDA





Profile Overview

UGANDA

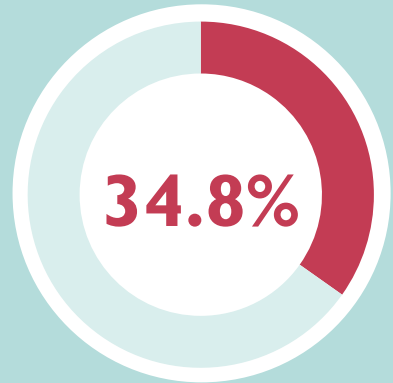
Number of **women** of reproductive age, 15-49



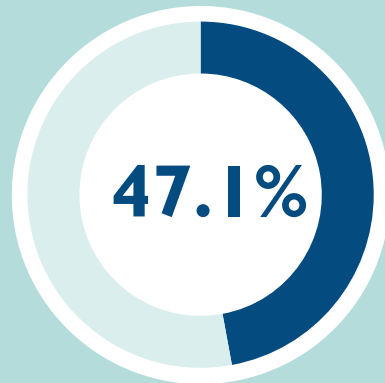
8,103,000



Modern contraceptive prevalence (**mCPR**)



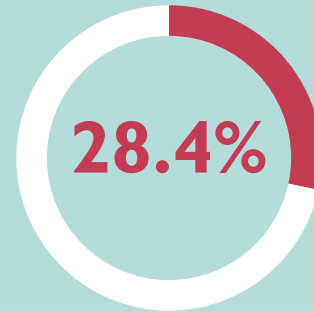
married women



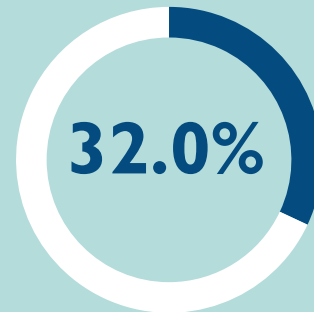
unmarried, sexually active women



Unmet need





married women




unmarried, sexually active women

Percent of users sourcing their contraceptive method from the **private sector**:




married women




unmarried, sexually active women

Percent of current contraceptive users that are using **injectables**:



married women



unmarried, sexually active women



High Level Market Sizing

UGANDA

UNMET NEED

women age, 15-49



1,517,000



1

a Those with an unmet need who may adopt injectables

89,000

women per year

Those who may opt to self-inject

13,300

women per year

Average annual mCPR increase



Meeting all unmet need

b

797,000

women if all need is met

120,000

women if all need is met

2

Current users of injectables

991,000

women

Those who may opt to self-inject

149,000

women

3

Current users of other methods who may switch to injectables

50,000

women per year

Those who may opt to self-inject

7,500

women per year



High Level Market Sizing by Sector

UGANDA

Source: **PRIVATE SECTOR** current injectable users



45.6%



1

Those with an unmet need who may adopt injectables

– 89,000

women per year

PRIVATE SECTOR

– 40,500

PUBLIC SECTOR

– 48,500

women per year

Average annual mCPR increase



Meeting all unmet need

a

b

– 797,000

women if all need is met

PRIVATE SECTOR

– 363,000

PUBLIC SECTOR

– 434,000

women per year

2

Current users of injectables

– 991,000

women

PRIVATE SECTOR

– 452,000

PUBLIC SECTOR

– 539,000

women

3

Current users of other methods who may switch to injectables

– 50,000

women per year

PRIVATE SECTOR

– 22,800

PUBLIC SECTOR

– 27,200

women per year



ZAMBIA





Profile Overview

ZAMBIA

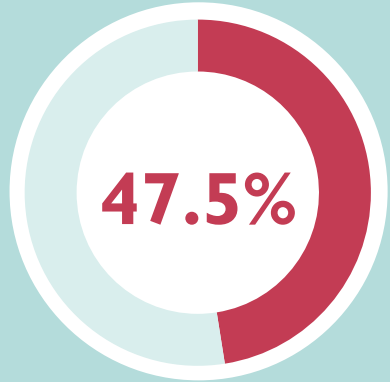
Number of **women** of reproductive age, 15-49



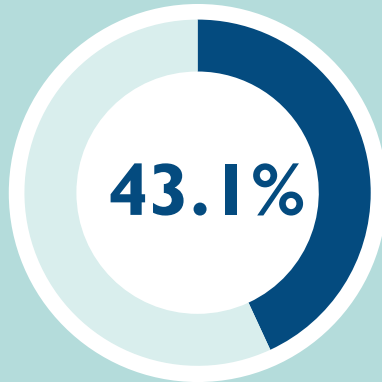
4,005,000



Modern contraceptive prevalence (mCPR)



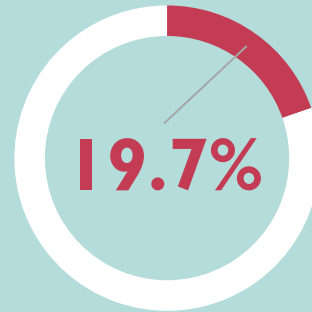
married women



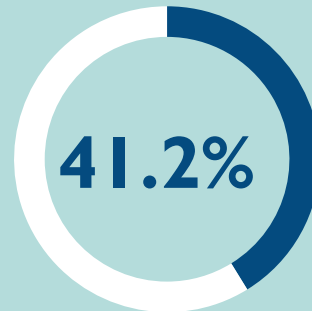
unmarried, sexually active women



Unmet need




married women

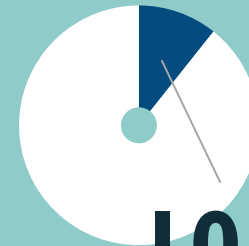


unmarried, sexually active women

Percent of users sourcing their contraceptive method from the private sector:




married women




unmarried, sexually active women


Percent of current contraceptive users that are using injectables:



married women



unmarried, sexually active women



High Level Market Sizing

ZAMBIA

UNMET NEED

women age, 15-49



535,000



1

a Those with an unmet need who may adopt injectables

18,000

women per year

Those who may opt to self-inject

1,800

women per year

Average annual mCPR increase



Meeting all unmet need

b

282,300

women if all need is met

28,300

women if all need is met

2

Current users of injectables

621,000

women

Those who may opt to self-inject

62,100

women

3

Current users of other methods who may switch to injectables


44,500

women per year

Those who may opt to self-inject

4,500

women per year



High Level Market Sizing by Sector

ZAMBIA

Source: **PRIVATE SECTOR** current injectable users



4.3%



1

Those with an unmet need who may adopt injectables

– 18,000

women per year

PRIVATE SECTOR

– 800

PUBLIC SECTOR

– 17,200

women per year

a

b

– 282,300

women if all need is met

PRIVATE SECTOR

– 12,100

PUBLIC SECTOR

– 270,200

women per year

Average annual mCPR increase



Meeting all unmet need

2

Current users of injectables

– 621,000

women

PRIVATE SECTOR

– 27,000

PUBLIC SECTOR

– 594,000

women

3

Current users of other methods who may switch to injectables

– 44,500

women per year

PRIVATE SECTOR

– 2,000

PUBLIC SECTOR

– 42,500

women per year



ZIMBABWE





Profile Overview

ZIMBABWE

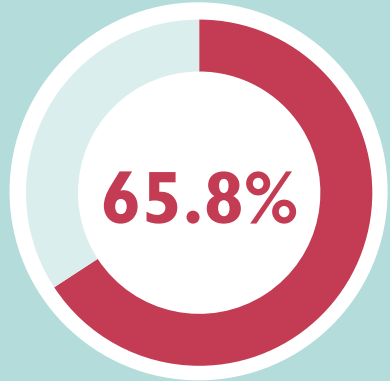
Number of **women** of reproductive age, 15-49



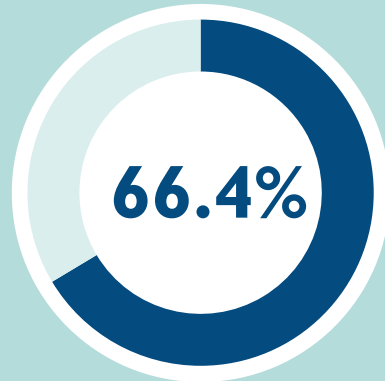
3,882,000



Modern contraceptive prevalence (**mCPR**)



married women



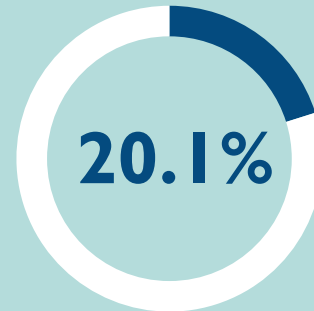
unmarried, sexually active women



Unmet need

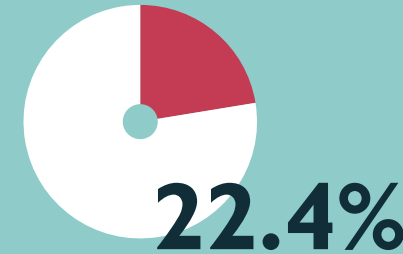



married women

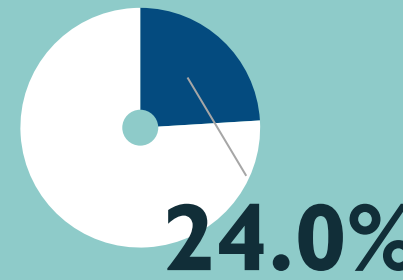


unmarried, sexually active women

Percent of users sourcing their contraceptive method from the **private sector**:

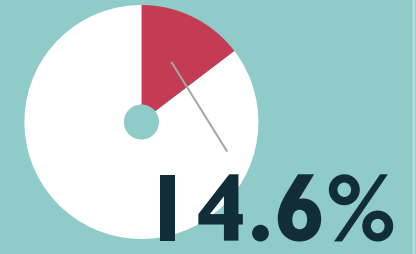


married women

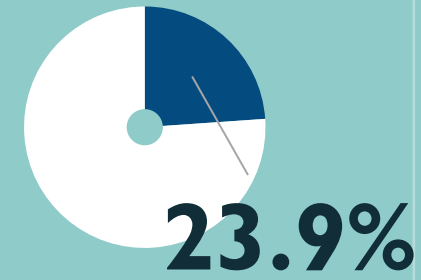


unmarried, sexually active women

Percent of current contraceptive users that are using **injectables**:



married women



unmarried, sexually active women



High Level Market Sizing

ZIMBABWE

UNMET NEED

women age, 15-49



275,000



1

a Those with an unmet need who may adopt injectables

52,500

women per year

Those who may opt to self-inject

5,300

women per year

Average annual mCPR increase



Meeting all unmet need

b

43,000

women if all need is met

4,300

women if all need is met

2

Current users of injectables

251,000

women

Those who may opt to self-inject

25,100

women

3

Current users of other methods who may switch to injectables

16,300

women per year

Those who may opt to self-inject

1,600

women per year



High Level Market Sizing by Sector

ZIMBABWE

Source: **PRIVATE SECTOR** current injectable users



11.0%



1

Those with an unmet need who may adopt injectables

– 52,500

women per year

PRIVATE SECTOR

– 6,000

PUBLIC SECTOR

– 46,500

women per year

Average annual mCPR increase



Meeting all unmet need

a

– 43,000

women if all need is met

PRIVATE SECTOR

– 5,000

PUBLIC SECTOR

– 38,000

women per year

2

Current users of injectables

– 251,000

women

PRIVATE SECTOR

– 28,000

PUBLIC SECTOR

– 223,000

women

3

Current users of other methods who may switch to injectables

– 16,300

women per year

PRIVATE SECTOR

– 2,000

PUBLIC SECTOR

– 14,300

women per year



USAID
FROM THE AMERICAN PEOPLE

FHM ENGAGE

Healthy Markets for
Healthy People

GLOBAL
INITIATIVE
MAKESINY

Appendix: Data and Analysis Notes

Analysis Notes

- Population estimates are matched to the year of the DHS, or as close as possible given availability of data
 - UN Demographic Yearbook estimates were used for all countries, even when a country's census data were available, to maintain continuity of data sources across the included countries
- Analysis did not include PRH priority countries for which there was 1) no DHS or 2) no recent (within the past 10 years) DHS or 3) no available age and sex disaggregated population data
- Stata 15.0 was used for all DHS estimates, weighted to account for survey design
- The second most recent DHS was used to inform the average annual mCPR increase:
 - $\text{Average mCPR increase} = (\text{mCPR (most recent)} - \text{mCPR (second most recent)}) / [\text{length of time between two surveys}]$
- If the mCPR decreased between two DHS rounds, 0 was used
- The self-inject conversion rate assumptions were informed by published literature and a discussion with experts from the Access Collaborative
 - Kenya, Nigeria, and Uganda are considered “high demand creation investment countries” and a rate of 15% has been used

Data Notes by Country

Angola: 2015-16

- Note: mCPR trends were sourced from Track20 and the same rate was applied to married and unmarried women

Bangladesh: 2017-18

- Note: mCPR decreased between DHS rounds
- Note: survey does not include never married women

Benin: 2017-18

- Note: mCPR decreased for unmarried, sexually active women between DHS rounds

Burkina Faso: 2021

Burundi: 2016-17

Cambodia: 2021-22

- Note: “all women” mCPR was used because unmarried women not included in 2014 DHS

Cameroon: 2018

- Note: mCPR decreased for unmarried, sexually active women between DHS rounds
- Note: Switching/discontinuation not reported in 2018 report; this group was not estimated

Côte d'Ivoire: 2021

Ethiopia: 2016

- Note: not enough information for this analysis was available in the 2019 mini-DHS

Ghana: 2022

- Note: The GDHS 2022 report contains information about DMPA-SC and SI; ~68% of current injectable users are using DMPA-SC; 2% are self-injecting

Guatemala: 2014-15

- Note: due to data availability, the same mCPR change rate was applied to married and unmarried, sexually active women

Guinea: 2018

Haiti: 2016-17

- Note: mCPR decreased for unmarried, sexually active women between DHS rounds
- Note: switching/discontinuation not reported in 2016-17 report; this group was not included in the estimates

India (NFHS): 2019-21

Jordan: 2017-18

- Note: mCPR decreased between DHS rounds
- Note: survey does not include never married women

Kenya: 2022

- Note: mCPR decreased for unmarried, sexually active women between DHS rounds
- Note: The KDHS 2022 report contains information about DMPA-SC and SI; ~10% of current injectable users are using DMPA-SC; 0.3% are self-injecting

Liberia: 2019-20

Madagascar: 2021

Malawi: 2015-16

- Note: mCPR decreased for unmarried, sexually active women between DHS rounds

Mali: 2018

Nepal: 2022

- Note: mCPR did not change between DHS rounds

Nigeria: 2018

- Note: population estimates are from 2022 as earlier years did not have age and sex disaggregated data
- Note: mCPR decreased for unmarried, sexually active women between DHS rounds

Data Notes by Country (continued)

Pakistan: 2017-18

- Note: mCPR decreased between DHS rounds
- Note: survey does not include never married women

Philippines: 2022

Rwanda: 2019-20

Senegal: 2019

- Note: mCPR decreased for unmarried, sexually active women between DHS rounds
- Note: Switching/discontinuation not reported in 2019 report; this group was not included

Sierra Leone: 2019

Tanzania: 2022

- Note: Latest available population data from UN Demographic Yearbook is from 2013
- Note: mCPR decreased between DHS rounds

Timor-Leste: 2016

- Note: applied married mCPR change to unmarried, sexually active women due to data availability

Uganda: 2016

Zambia: 2018

Zimbabwe: 2015

Data Notes: Excluded PRH Priority Countries and Reason for Exclusion

Afghanistan: limited publicly available data

Democratic Republic of Congo (DRC): no recent DHS; the 2023 DHS data have not yet been publicly released (at time of this analysis)

Egypt: no recent DHS

Mauritania: population data disaggregated by age and sex not available

Mozambique: no recent DHS; the 2022-23 DHS data have not yet been publicly released (at time of this analysis)

Niger: no recent DHS

South Sudan: no DHS conducted

Togo: no recent DHS

Yemen: no publicly available DHS dataset is available

This material is made possible by the generous support of the American people through the United States Agency for International Development (USAID) under the terms of cooperative agreement no. 7200AA21CA00027 (2021-2026). The contents are the responsibility of Chemonics International and do not necessarily reflect the views of USAID or the United States Government.

© Chemonics 2024 on behalf of USAID's FHM Engage. All rights reserved.



USAID
FROM THE AMERICAN PEOPLE

FHM
ENGAGE
Healthy Markets for
Healthy People