



Sources for sick child care in Ghana

One in a series of analyses by SHOPS Plus


July 2018





Purpose of this analysis

- Understand whether and where Ghanaian caregivers seek advice and treatment for their sick children
- Examine differences in care-seeking patterns by illness and socioeconomic levels, and within public and private sectors
- Share data in a usable format
- **Inform policies and programs to prevent child deaths**

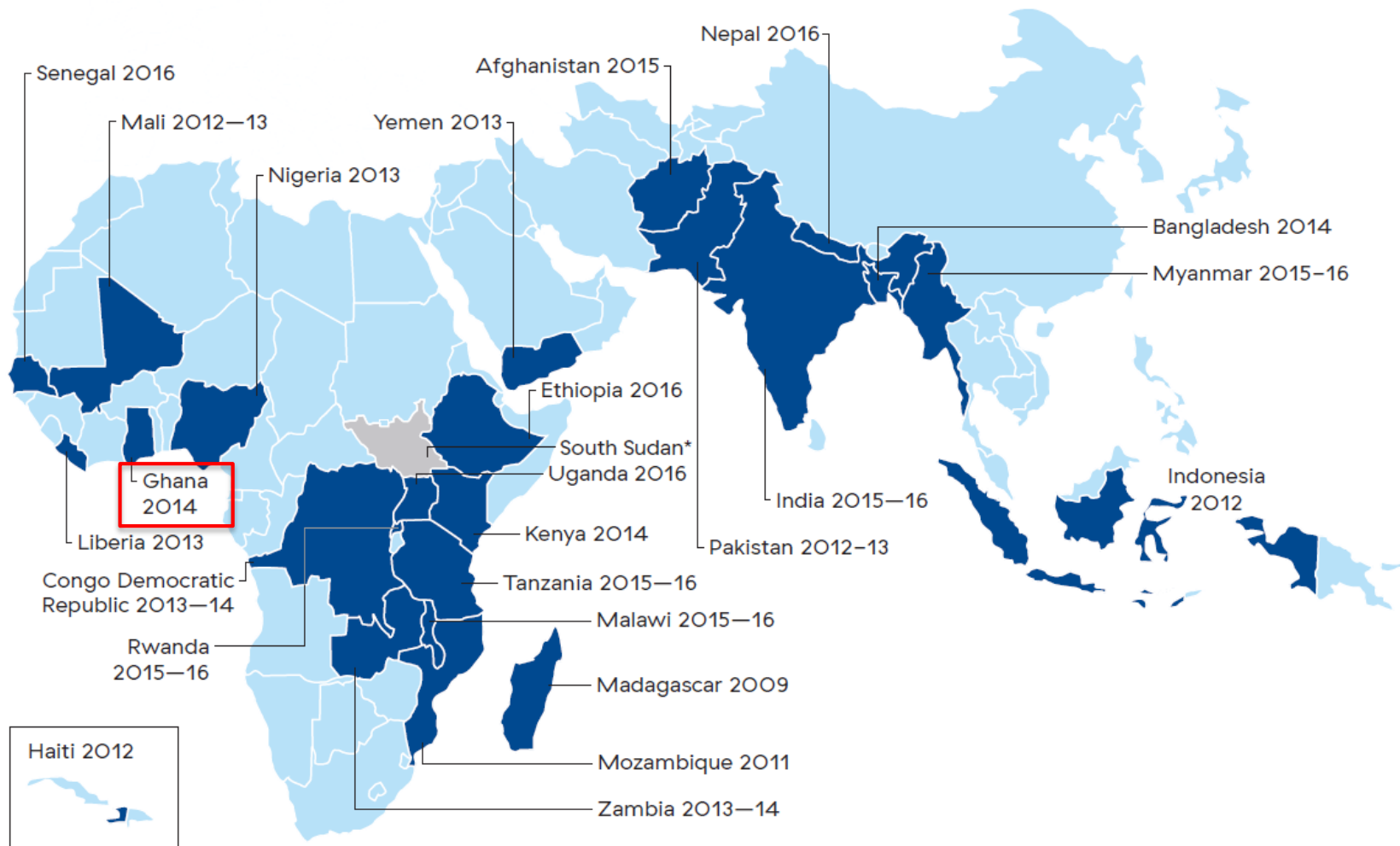


Jessica Scranton



Demographic and Health Survey (DHS) data analyzed from 24 priority countries

USAID priority countries analyzed using Demographic and Health Survey data



*No DHS data are available for South Sudan.



Ghana 2014 DHS data: Interviews with mothers of young children



Mothers of children five years old or younger were asked:

- Whether their children had experienced fever, symptoms of acute respiratory infection (ARI), or diarrhea in the past two weeks
 - If yes, asked whether they had sought advice or treatment from any source
 - If yes, asked where they had sought advice or treatment



This analysis will tell you:

1. What percentage of children in Ghana experience fever, ARI symptoms, and/or diarrhea?
2. What percentage of caregivers seek advice or treatment outside the home for children with these illnesses?
3. Among those who seek out-of-home care, what are the sources?
 - a) Public, private, other
 - b) Clinical vs. non-clinical
4. How do patterns of care-seeking vary by:
 - a) Illness: fever, ARI, diarrhea
 - b) Countries within the West and Central Africa region
 - c) Wealth quintile: poorest and wealthiest Ghanaians



How frequently do children in Ghana experience fever, ARI symptoms, and/or diarrhea?

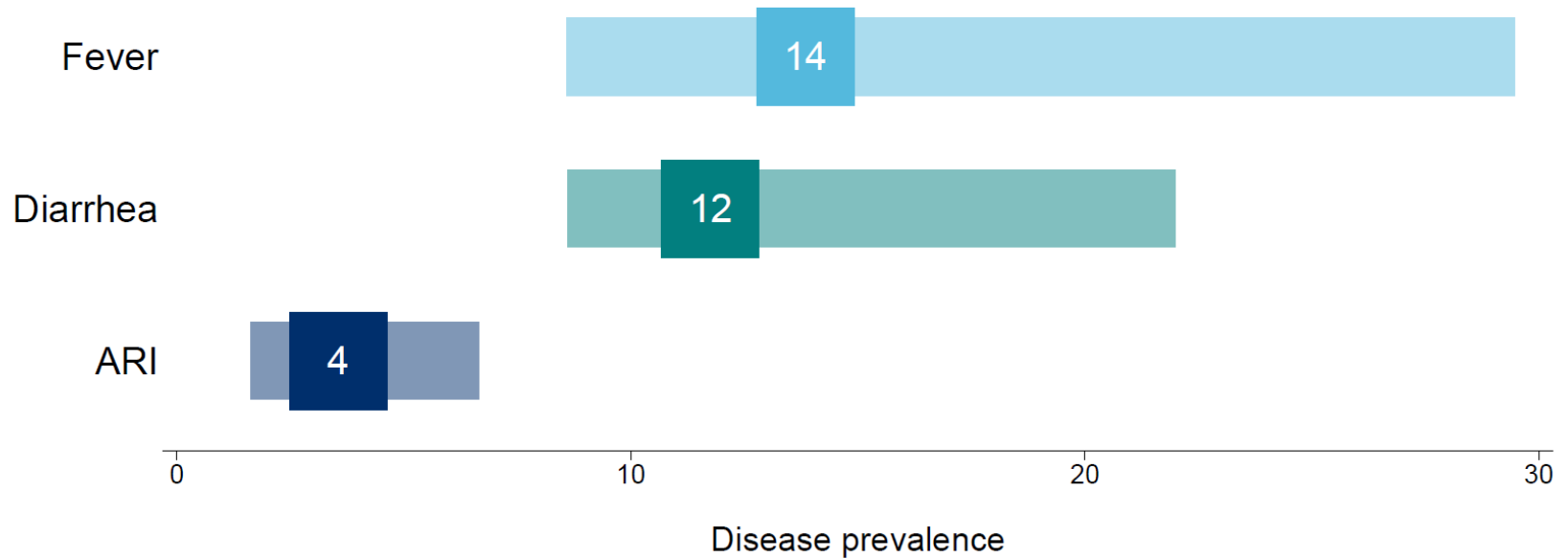




Ghana has a lower childhood disease prevalence compared to other countries in West and Central Africa


Bars show **range** across West and Central African USAID priority countries; squares show **Ghana**

Illness prevalence: Ghana and West and Central Africa





1 out of 4 children in Ghana experienced fever, ARI symptoms, and/or diarrhea in the last 2 weeks.



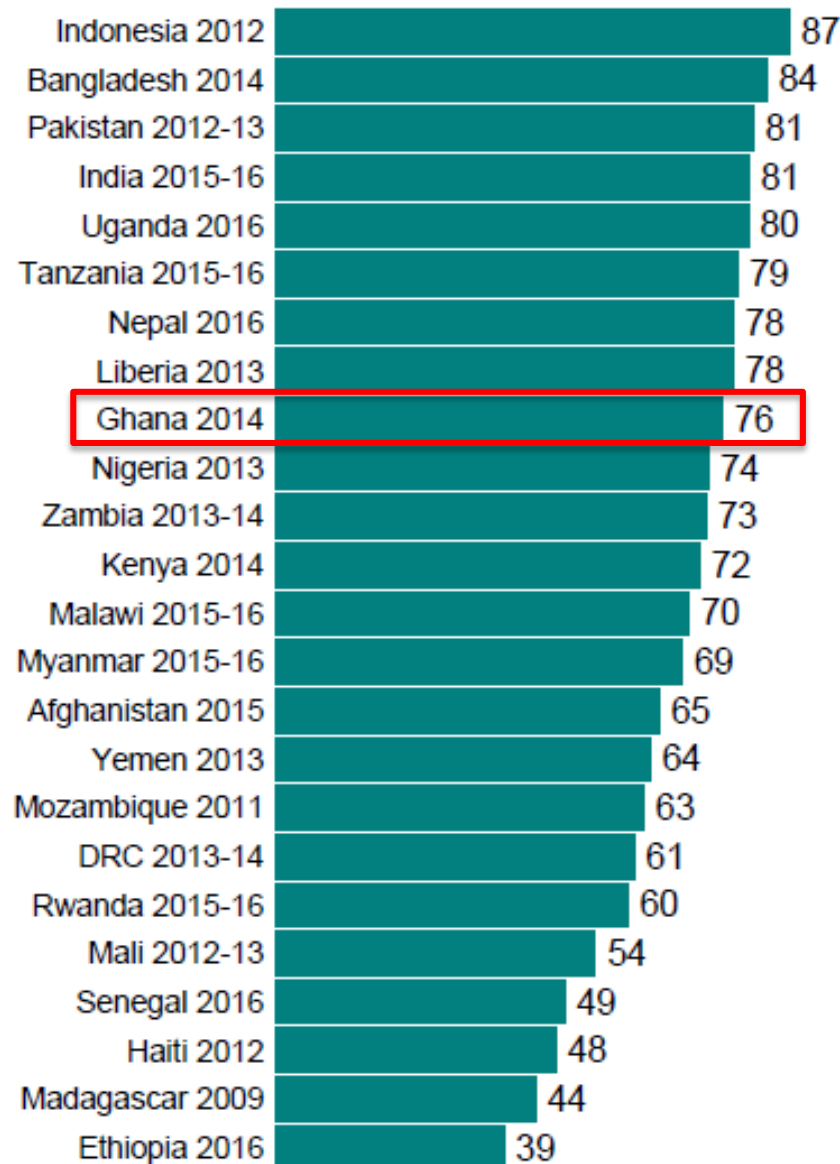


How frequently is out-of-home care sought for Ghanaian children with these illnesses?





Ghana is a care-seeking leader among African countries



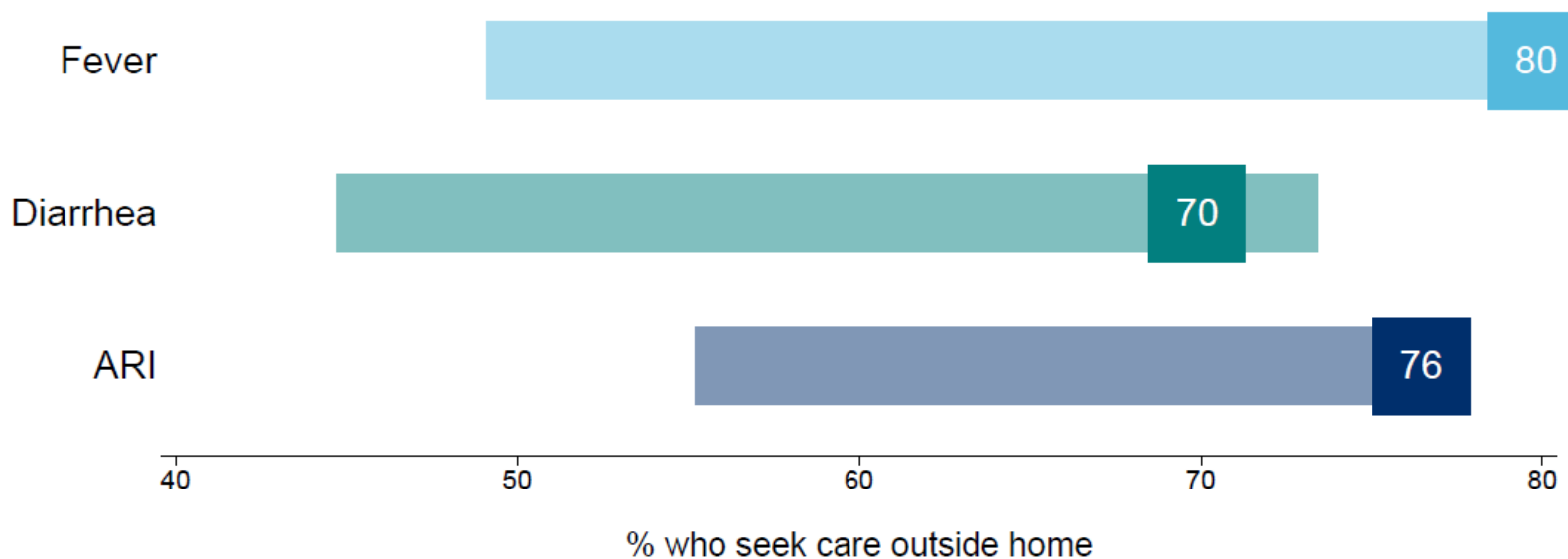
% of caregivers who seek treatment for children with any of the three illnesses in each of the 24 USAID priority countries analyzed



Ghana has **higher** care-seeking levels compared to most USAID priority countries in West and Central Africa, across illnesses

Bars show **range** across West and Central African USAID priority countries; squares show **Ghana**.

Caregivers who seek care outside the home: Ghana and West and Central Africa





Among Ghanaians who seek
out-of-home care, what are the
sources?

Public, private, other



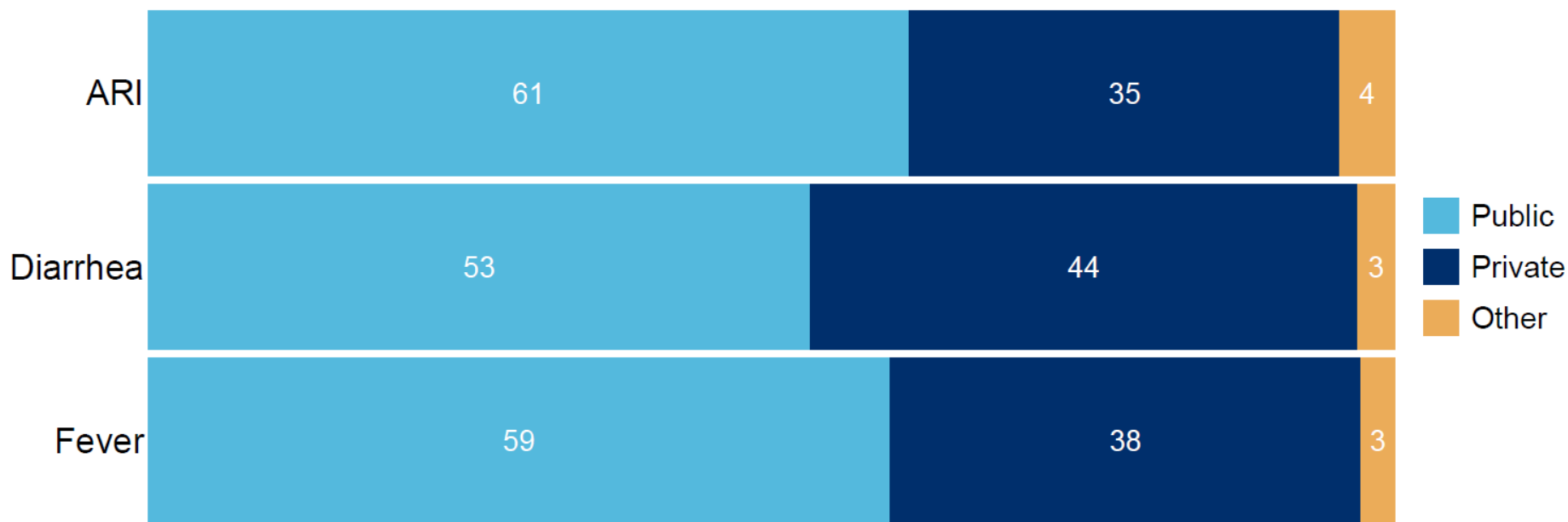


Sources of care

Public sector	Private sector	Other
<ul style="list-style-type: none">· Hospitals· Clinics· Health posts· Health centers· Mobile clinics· Field workers	<ul style="list-style-type: none">· Private clinics, hospitals, doctors, mobile clinics, maternity homes, nongovernmental organizations· Pharmacies, shops, markets, chemical drug stores, drug peddlers· Private field workers	<ul style="list-style-type: none">· Traditional practitioners



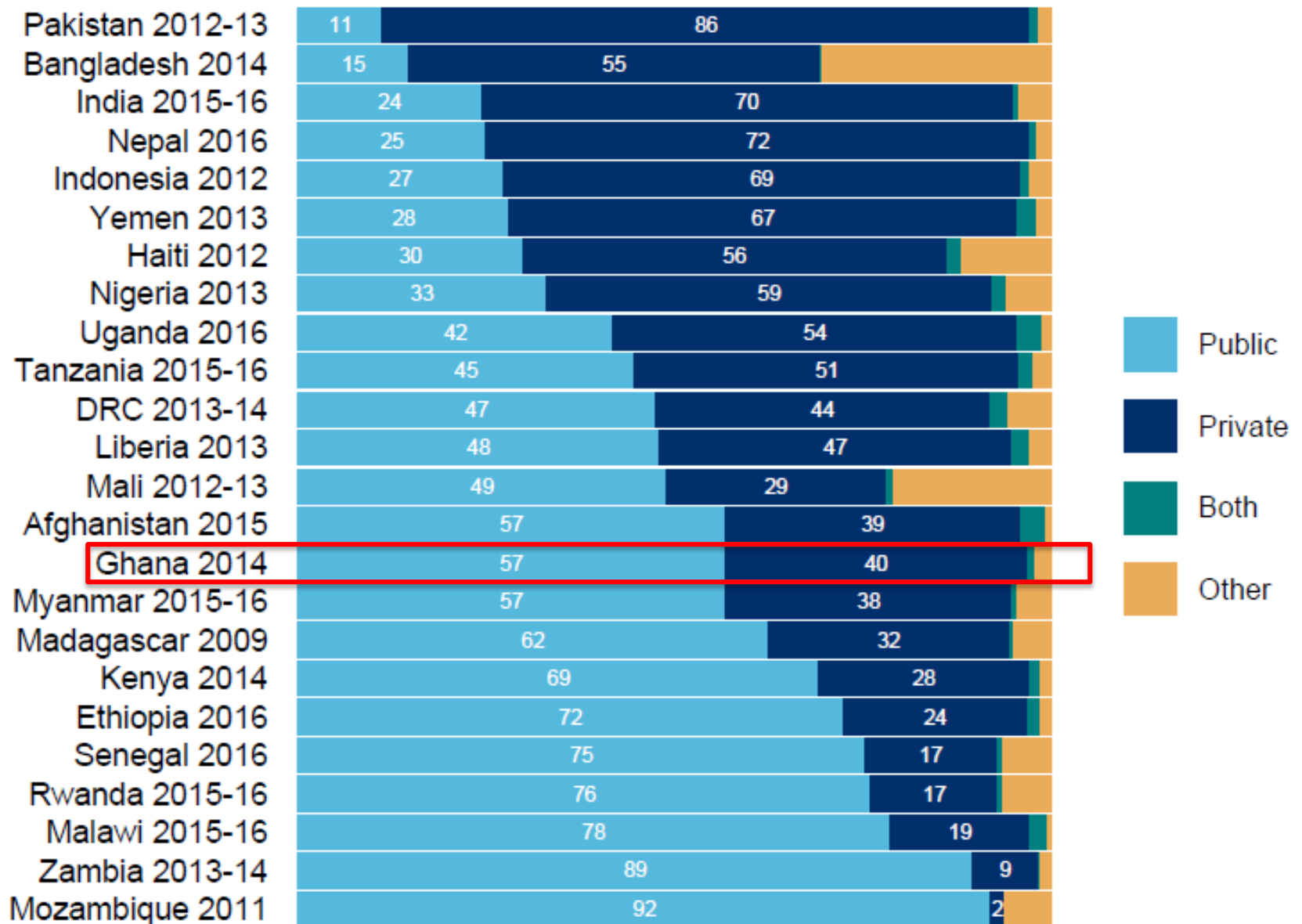
Across all three illnesses, the **public** sector is the **dominant** source of care in Ghana



Source among Ghanaians who seek sick child care outside the home



Ghana's **public** sector is dominant compared to in other West and Central African USAID priority countries





Among caregivers who seek sick child care outside the home, **57%** seek treatment or advice from public sector sources and **40%** from private sector sources.



■ Public source ■ Private source ■ Both ■ Other



Sources of care: Clinical versus non-clinical





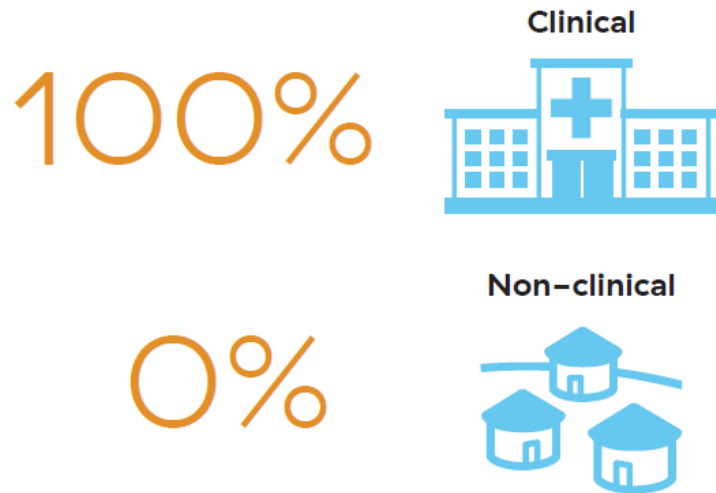
Sources of care: Clinical and non-clinical

	Public sector	Private sector
Clinical	<ul style="list-style-type: none">· Hospitals· Clinics· Health posts· Health centers· Mobile clinics	<ul style="list-style-type: none">· Private clinics, hospitals, doctors, mobile clinics, maternity homes, nongovernmental organizations
Non-clinical	<ul style="list-style-type: none">· Field workers	<ul style="list-style-type: none">· Pharmacies, shops, markets, chemical drug stores, drug peddlers· Private field workers

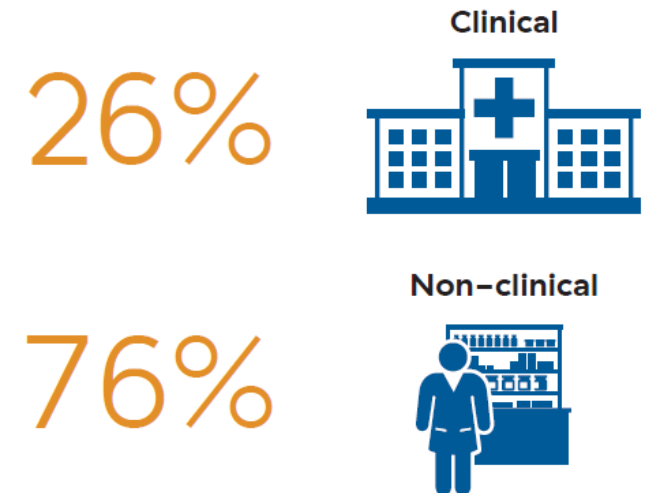


Clinical care is dominant in the **public** sector;
Non-clinical care is dominant in the **private** sector

Public sector:

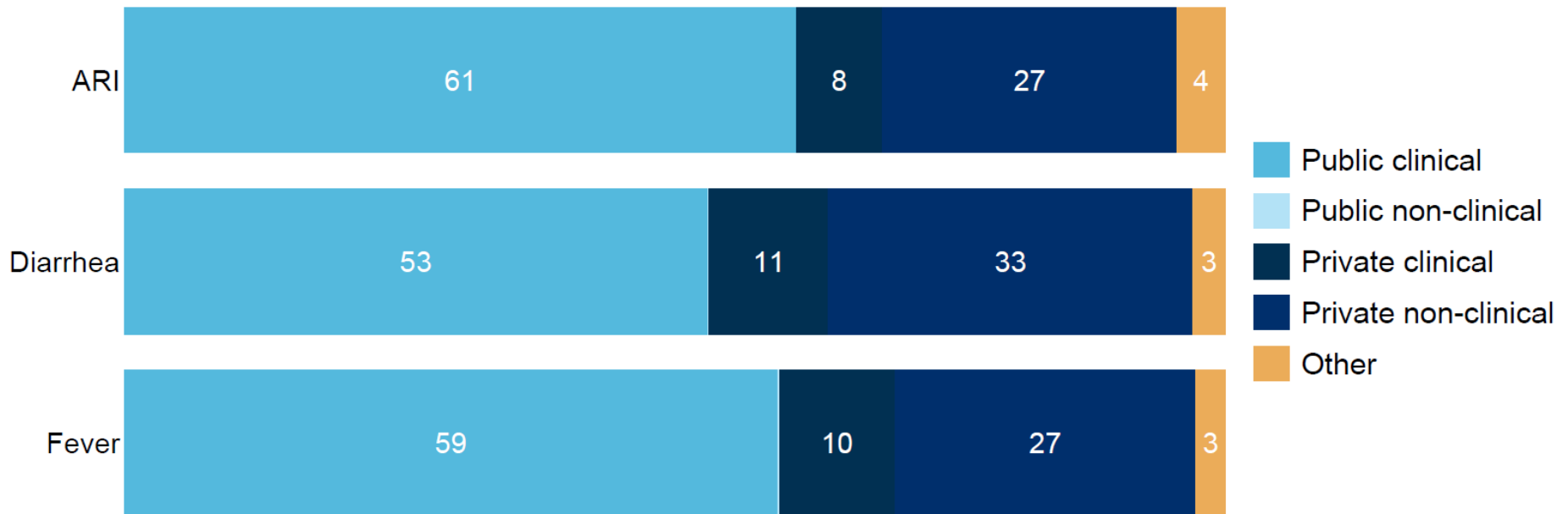


Private sector:





By illness: Little variation in clinical vs. non-clinical sources of care



Source among Ghanaians who seek sick child care outside the home



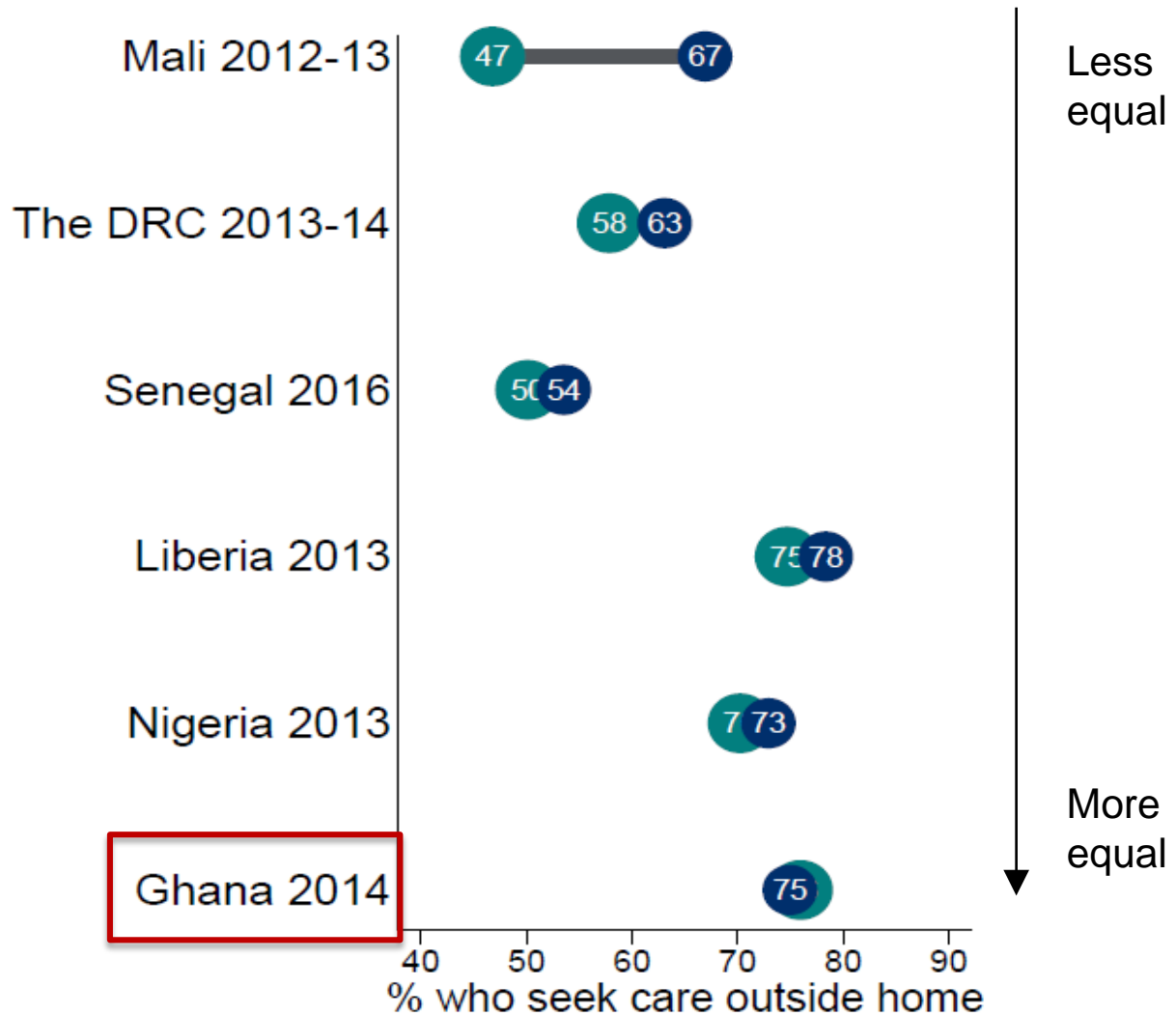
How do patterns of care-seeking vary between the poorest and wealthiest Ghanaians?





Ghana **leads** its region in equitable care-seeking levels

- Wealthiest
- Poorest





Source of care varies in Ghana among the poorest and wealthiest families



Source among those who seek care outside the home

Q1 = poorest

Q5 = wealthiest



In Ghana, the public sector is dominant:

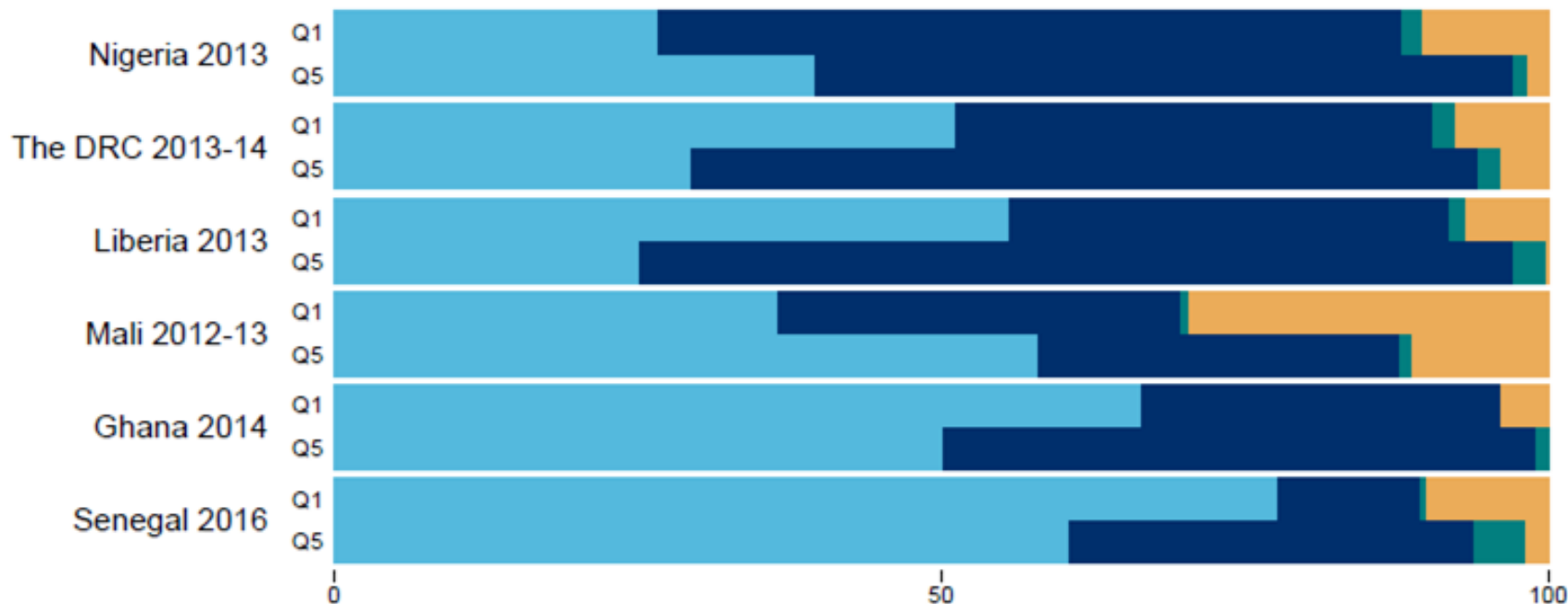
- 66% of poorest and 50% of wealthiest caregivers use the public sector

Private sector use is less common, particularly among the poorest:

- 30% of poorest and 49% of wealthiest caregivers use public sector



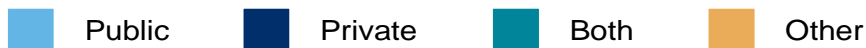
The **poorest** families in Ghana are more likely to use the **public** sector compared to in most other USAID priority countries in the region



Source among those who seek care outside the home

Q1 = poorest

Q5 = wealthiest





Summary

- **1 out of 4** children experienced a treatable illness in the past two weeks
- **76%** of caregivers seek treatment outside the home
 - **57%** use the public sector
 - **40%** use the private sector
- **Public sector** is dominant
 - Ghana has the **second highest** level of public sector care-seeking compared to all other West and Central African USAID priority countries
- Source of care varies by income level
 - **66%** of poorest and **50%** of wealthiest use public sources
 - **49%** of wealthiest and **30%** of poorest caregivers use the private sector
- Clinical vs. non-clinical sources
 - Private sector: **76%** used non-clinical sources; **26%** used clinical sources
 - Public sector: **100%** report using clinical sources



Acknowledgements

These analyses were produced by:

- Sarah E.K. Bradley, Lauren Rosapep, Tess Shiras, SHOPS Plus

Thank you to:

- Cathy Clarence, Saiqa Panjsheri, Anthony Leegwater, Jennifer Mino-Mirowitz (Abt Associates)
- Malia Boggs, William Weiss, Kerry Ross, Nefra Faltas (USAID)

Please use these slides for your own purposes, with credit to SHOPS Plus



About SHOPS Plus

Sustaining Health Outcomes through the Private Sector (SHOPS) Plus is USAID's flagship initiative in private sector health. The project seeks to harness the full potential of the private sector and catalyze public-private engagement to improve health outcomes in family planning, HIV, child health, and other health areas. SHOPS Plus supports the achievement of U.S. government priorities, including preventing child and maternal deaths, an AIDS-free generation, and Family Planning 2020.



USAID
FROM THE AMERICAN PEOPLE

For more information, visit
SHOPSPlusProject.org